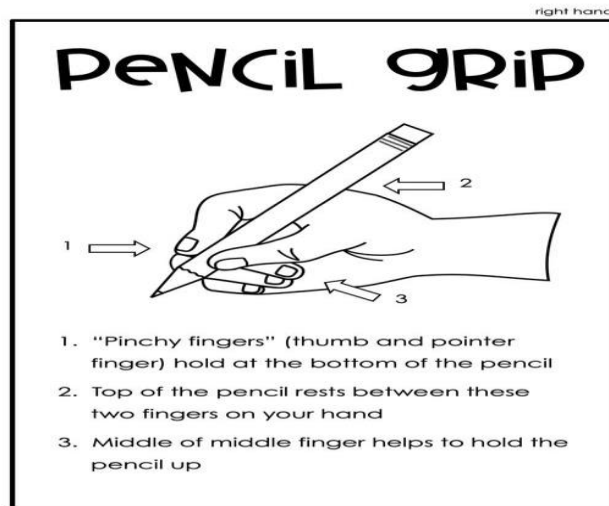


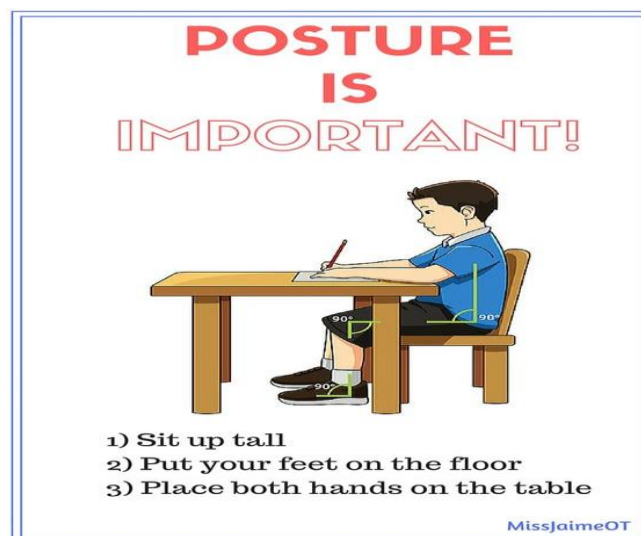
LOCKDOWN
DAY 3
HOMEWORK





A few rules/requirements:

PENCIL GRIP



POSTURE AT DESK



-  1 x A4 Feint and Margin hardcover book
-  Crayons
-  Scissors
-  Glue

WORK MUST BE WRITTEN IN THE HARDCOVER BOOK AND MUST BE SUBMITTED AFTER LOCKDOWN FOR MARKING. MARKS WILL BE USED FOR ASSESSMENT IN TERM 2 REPORT.

NUMERACY:

Thursday 16/04:

- 🐼 Count from 1 – 20
 - *Count with them from 1 – 20 and thereafter let them count from 1 – 20 four times on their own.*

- 🐼 Count from 5 – 1 backwards (5, 4, 3, 2, 1)
 - *Count with them from 5 – 1 and thereafter let them count from 5 – 1 four times on their own.*

- 🐼 Write number “3” (Around a tree. Around a tree. That is the way to make a three)
 - *Give them an example of what a 3 should look like by writing it on a page for them, let them trace on the original 3 with 4 different colours and thereafter they should draw their own.*

- 🐼 Number Scramble - look for the number 3 and circle all of them.
 - *Give them a paper full of numbers from 1 – 10, make sure you repeat the number 2 a lot of times, they must look for all the 3’s and circle all of them.*

Number Poster

1	2	3	4
5	6	7	8
9	10	11	12
13	14	15	16
17	18	19	20

Count from 1 – 20 and let them put their finger on the correct number when counting.

EXAMPLE:

Name: _____


Trace the numerals.

3
three



EXAMPLE:

Number Scramble
How many number 1 can you find
in the number mix below? Circle them.



1	4	1	8	2
2	1	3	6	1
5	9	1	4	7
1	3	2	1	1

Name _____ www.cleverlearner.com

Example of what it should look like, copy this in their books and let them circle it.
Remember there must be 4 different pages for this, one letter per day.

Tuesday – 1

Wednesday – 2

Thursday – 3

Friday – 4

LANGUAGE

DAILY REVISION OF:

🐻 Seasons



ISLCollective.com




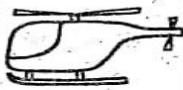
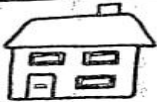













🐻 Months of the year



🐛 Days of the week

Days of the Week
Monday
Tuesday
Wednesday
Thursday
Friday
Saturday
Sunday

🐛 Phonics

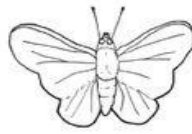
l	 ladder	 leaf	 sun
h	 helicopter	 house	 heart
b	 balloon	 banana	 bat
k	 kite	 key	 kettle
i	 ink	 indian	 igloo
r	 robot	 rose	 rocket

🐛 Practice writing your name

- 🐛 Thursday 16/04:
- 🐛 Revise letter b
- 🐛 sound it out
- 🐛 write it out 10 times
- 🐛 draw a "b" picture

Trace the alphabet

b



butterfly



boy



banana

b	b	b	b	b	b
b	b	b	b	b	b
b	b	b	b	b	b
b	b	b	b	b	b
b	b	b	b	b	b
b	b	b	b	b	b

LIFE SKILLS

DAILY REVISION OF:

🦉 Name & surname, mommy/daddy's phone number, address, birthday, person responsible for picking you up from school.

🦉 Body Parts



hand



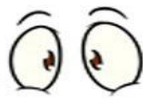
foot



ear



mouth



eyes



nose



arm



body




head

🦉 Shapes

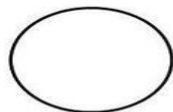
Recognizing Shapes

Name: _____


Color each shape



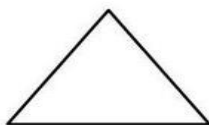
Square




Circle



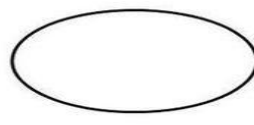
Rectangle



Triangle



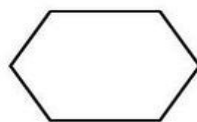
Diamond



Oval



Pentagon



Hexagon



Star







 Colours



 Money






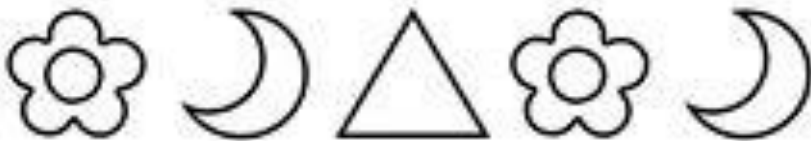
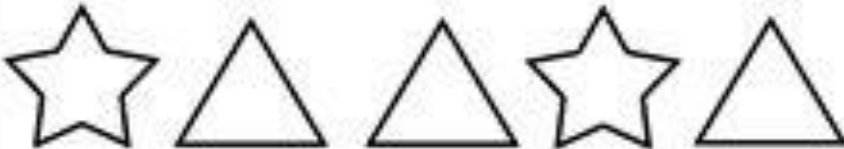
Thursday 16/04:

-  Revise all the body parts.
-  Complete the patterns (attached)
-  Identify the picture that is different in each row.
-  Make a pattern of your own.
-  Collect for different objects inside/outside of the house that is "green".
-  Cut and paste 3 different pictures of fruits.

Name: _____

Complete the Pattern

Look at each pattern below and then use the box on the right to complete the pattern.

Name: _____

Same or Different?

Cross out the picture that is different from the rest.

