



GRADE R - A & B

WEEK 2


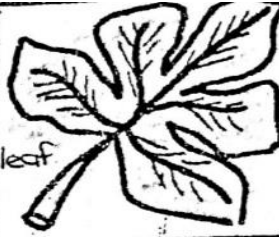

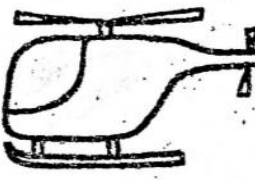


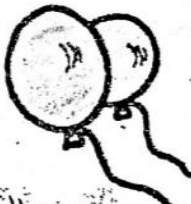







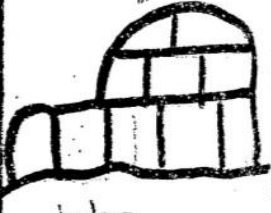


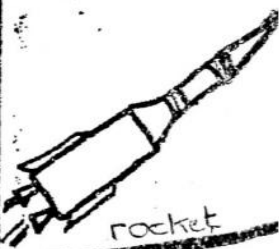
DAY 4



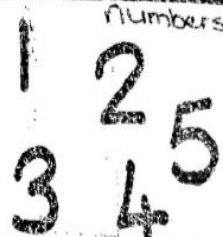




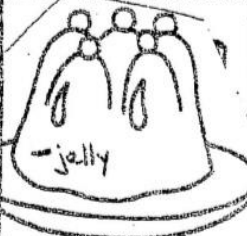
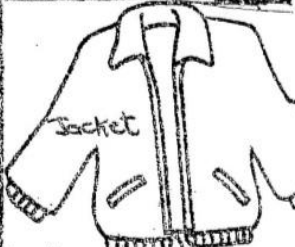

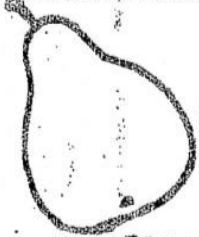




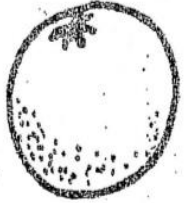




LANGAUGE

BUSY BEE REVISION:

- SEASONS OF THE YEAR.
SUMMER, AUTUMN, WINTER, SPRING
- MONTHS OF THE YEAR
- DAYS OF THE WEEK
- PHONICS

| | | | |
|---|---|--|---|
| l |  ladder |  leaf |  lion |
| h |  helicopter |  house |  heart |
| b |  balloon |  banana |  bat |
| k |  kite |  key |  Kettle |
| i |  ink |  indian |  igloo |
| r |  robot |  rose |  rocket |

| | | | |
|---|---|---|---|
| n |  needle |  nest | numbers  |
| m |  moon |  matches |  mushroom |
| j |  jug |  jelly |  jacket |
| p |  pencil |  pear |  pig |
| c |  cup |  car |  cat |
| o |  orange |  octopus |  owl |

THURSDAY 23 April 2020

Daily Revision of:

Seasons of the year

Months of the year

Days of the

week

Daily calendar

Phonics sounds

Circle time : Theme Discussion - My Family

Revise sight words:

Mummy

Daddy

Brother

Sister

Baby

New words:

Granny

Grandfather

Uncle

Aunty

Cousin

Phonics:

Letter r

Down, up, and turn and then you stop. The letter r curves round on top.

r for rainbow

r for rabbit

r for robot

r for rocket

Sound it out

Write letter r 10 times

Draw a r picture


Name Practice:

Practice writing your name the way we learned at school

NUMERACY

Count from 1 - 20

Count with them from 1 - 20 and thereafter let them count from 1 - 20 FIVE times on their own.



Count from 5 - 1 backwards (5, 4, 3, 2, 1)

Count with them from 5 - 1 and thereafter let them count from 5 - 1 FIVE times on their own.

Write number 5

Write number "5" (Straight line down, give him a big fat tummy, give him a hat)

Give them an example of what a 5 should look like by writing it on a paper for them, let them trace on the original one with 4 different colours and thereafter they should draw their own.

Identify number 5

Write numbers 1 - 10 in their A4 workbook and let them identify the number by pointing it out and thereafter they must circle it on their own.

LIFE SKILLS

REVISION OF:

- Name & surname, mommy/daddy's phone number, address, birthday, person responsible for picking you up from school.
- Body Parts
- Shapes
- Colours
- Money

THURSDAY 23 APRIL 2020

- Revise all the body parts.
- Complete the patterns (attached)
- Identify the picture that is different in each row.
- Make a pattern of your own.
- Collect different objects inside/outside of the house that is "GREEN".
- Cut and paste 5 different pictures of flowers.



THE END OF DAY 4 (WEEK 2)

PROUD OF YOU!!!!!!