



GRADE R - A & B

WEEK 2


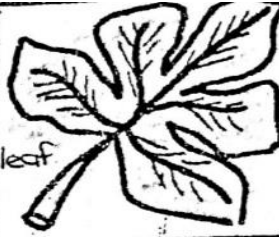

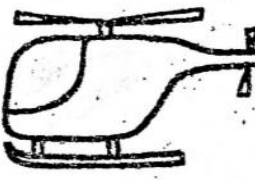


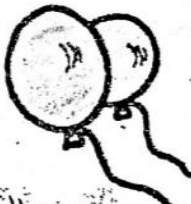







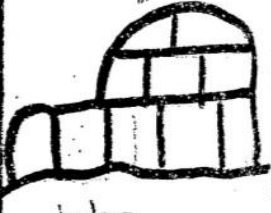


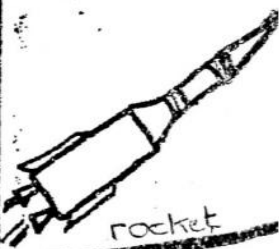
DAY 5



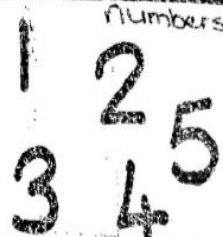




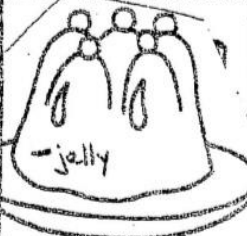
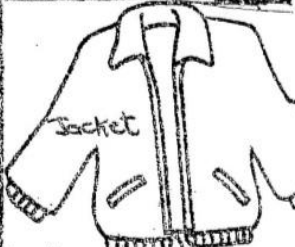

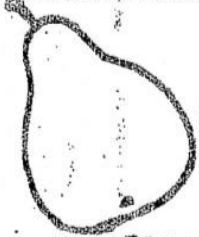




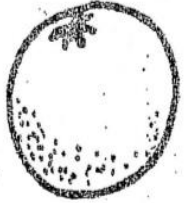




# LANGAUGE

## **BUSY BEE REVISION:**

- SEASONS OF THE YEAR.  
*SUMMER, AUTUMN, WINTER, SPRING*
- MONTHS OF THE YEAR
- DAYS OF THE WEEK
- PHONICS

l	 ladder	 leaf	 lion
h	 helicopter	 house	 heart
b	 balloon	 banana	 bat
k	 kite	 key	 Kettle
i	 ink	 indian	 igloo
r	 robot	 rose	 rocket

n	 needle	 nest	numbers 
m	 moon	 matches	 mushroom
j	 jug	 jelly	 jacket
p	 pencil	 pear	 pig
c	 cup	 car	 cat
o	 orange	 octopus	 owl

**FRIDAY 24 April 2020**

**Daily Revision of:**

Seasons of the year

Months of the year

Days of the week

Daily calendar

Phonics sounds

**Circle time: Theme Discussion - My Family**

Revise sight words:

Mummy

Daddy

Brother

Sister

Baby

New words:

Granny

Grandfather

Uncle

Aunty

# all about me!



A PICTURE OF  
MY FAMILY!



My name is



There are

--	--

People in my family.

I live with:

Mom

Dad

Sister

Brother

Grandma

Grandpa

## **Phonics:**

Letter r

Down, up, and turn and then you stop. The letter r curves round on top.

r for rainbow

r for rabbit

r for robot

r for rocket

Sound it out

Write letter r 10 times

Draw a r picture

## **Emergent reading**

Let's read the word red

(<sup>3rd</sup> red book)

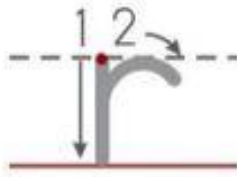
## **Art**

Let's make a rocket. You will need a Styrofoam cup or TP tube. Paper scissors and glue.

## **Story and Song**

Enjoy the story my Grade R's, make sure to tell the story back to your mum.

Nombre: \_\_\_\_\_



robot



Elaboración y diseño: Estrella Mendoza Leyva


Elaboración y diseño: Estrella Mendoza Leyva

# NUMERACY

**FRIDAY 24 APRIL 2020**

**Count from 1 - 20**

*Count with them from 1 - 20 and thereafter let them count from 1 - 20 FIVE times on their own.*



### **Count from 5 - 1 backwards (5, 4, 3, 2, 1)**

*Count with them from 5 - 1 and thereafter let them count from 5 - 1 FIVE times on their own.*

### **Write number 5**

Write number "5" (Straight line down, give him a big fat tummy, give him a hat)

*Give them an example of what a 5 should look like by writing it on a paper for them, let them trace on the original one with 4 different colours and thereafter they should draw their own.*

### **Identify number 5**

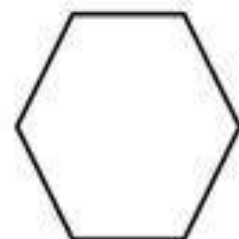

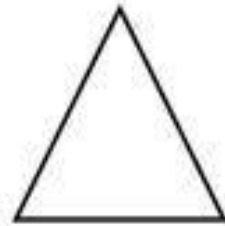


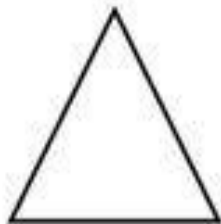
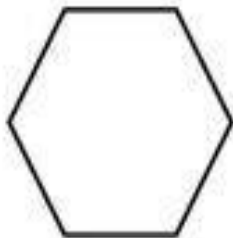
Write numbers 1 - 10 in their A4 workbook and let them identify the number by pointing it out and thereafter they must circle it on their own.

### **Match the shapes**

*Match the different shapes with the correct one, if you do not have a printer at home to print the worksheet, copy it in their workbooks.*

*Remember to say the name of each shape before you start matching them.*

# Match the Shapes



# LIFE SKILLS

## REVISION OF:

- Name & surname, mommy/daddy's phone number, address, birthday, person responsible for picking you up from school.
- Body Parts
- Shapes
- Colors
- Money

## FRIDAY 24 APRIL 2020

- Revise all the body parts.
- Complete the patterns (attached)
- Identify the picture that is different in each row.
- Make a pattern of your own.
- Collect different objects inside/outside of the house that is "PURPLE".
- Cut and paste 5 different pictures of transportation.



**THE END OF DAY 5(WEEK 2)**  
**PROUD OF YOU!!!!!!**