



GRADE R - A & B

WEEK 4




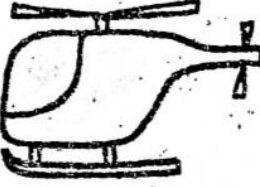


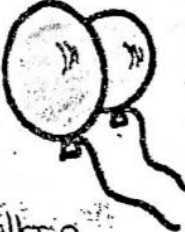





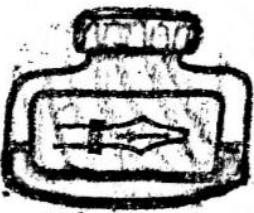

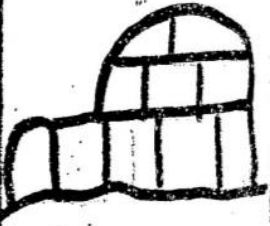



LANGUAGE  
EMERGENT READING  
NUMERACY  
LIFE SKILLS

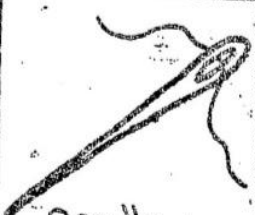

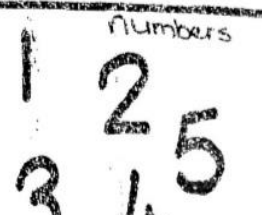




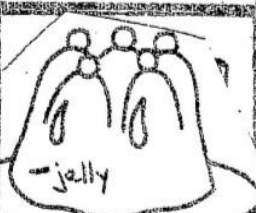

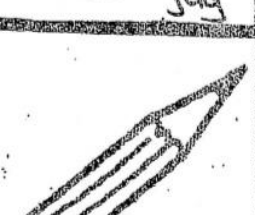








## **LANGUAGE & EMERGENT READING - WEEK 4**

**Monday 04/05/2020**

### **DAILY REVISION:**

- Seasons of the year
- Months of the year
- Days of the week
- Write your name
- Phonics revision

l	 ladder	 leaf	 lion
h	 helicopter	 house	 heart
b	 balloon	 banana	 bat
k	 kite	 key	 kettle
i	 ink	 indian	 igloo
r	 robot	 rose	 rocket

n	 needle	 nest	numbers 
m	 moon	 matches	 mushroom
j	 jug	 jelly	 jacket
p	 pencil	 pear	 pig
c	 cup	 car	 cat
o	 orange	 octopus	 owl

## THEME DISCUSSION: WINTER

South Africa experiences winter in June, July and August.


The days become shorter and the nights become longer as the sun moves further away from us.

Here in Mokopane our winter is quite mild. That means it doesn't get very very cold like in other parts of the world. In some parts of South Africa and in other countries it snows.

Today let's discuss what type of clothes we should wear in winter.



2/2



## DRESS FOR Winter

Color, cut and paste the winter clothes onto the child.



Graphics by Whimsy Clips  
Find more activities  
about winter clothes.

© KidSparkz



## DRESS FOR Winter

Color, cut and paste the winter clothes onto the child.



Graphics by Whimsy Clips  
Find more activities  
about winter clothes.

© KidSparkz

## NEW LETTER m

We go down and up and around like n, but don't stop now let's do it again. That's how we write m.

- Sound it out
- Write it 10 times
- Draw a m picture

Name: \_\_\_\_\_ Date: \_\_\_\_\_

Copy the color.



M m

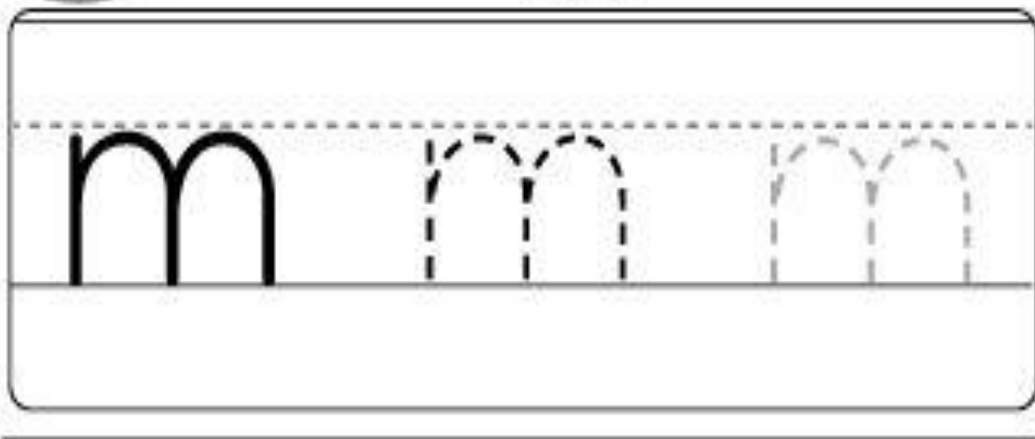
M is for monkey



# Letter M Alphabet Tracing Worksheet

## Lowercase Letter

Name \_\_\_\_\_



Now you try!




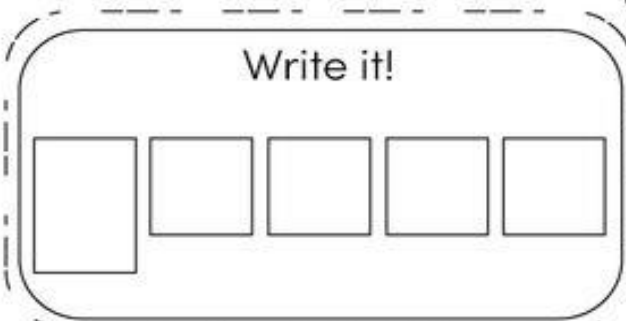

**EMERGENT READING: green**

Follow along with the story and let's learn to read the word green.

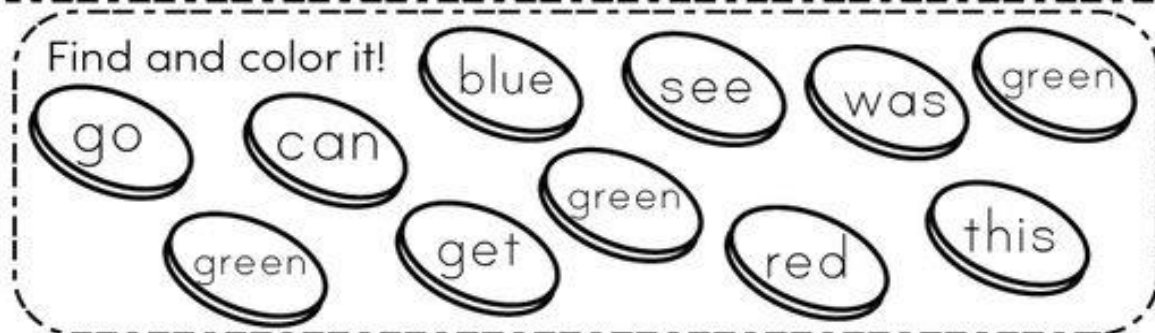


St. Patrick's Day Worksheet  
**Sight Words**

Name \_\_\_\_\_






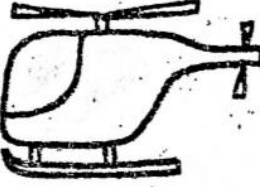


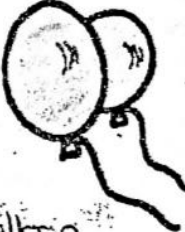





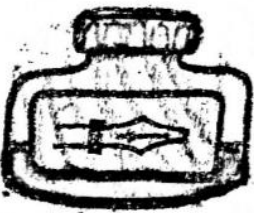

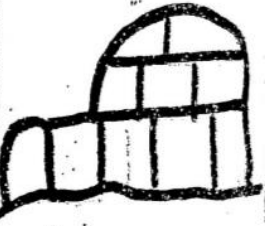



These shamrocks are \_\_\_\_\_



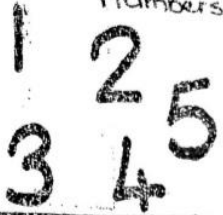




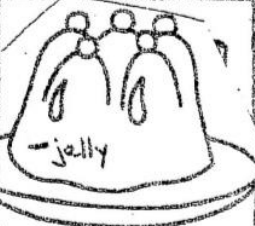

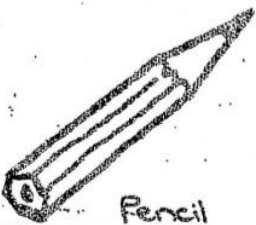
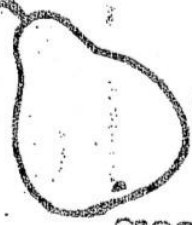


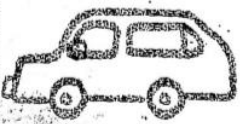






**TUESDAY 05/05/2020**

**Daily Revision:**

- Seasons
- Months
- Days
- Practice writing your name
- Calendar
- Phonics













l	 ladder	 leaf	 lion
h	 helicopter	 house	 heart
b	 balloon	 banana	 bat
k	 kite	 key	 kettle
i	 ink	 indian	 igloo
r	 robot	 rose	 rocket

n	 needle	 nest	numbers 
m	 moon	 matches	 mushroom
j	 jug	 jelly	 jacket
p	 pencil	 pear	 pig
c	 cup	 car	 cat
o	 orange	 octopus	 owl

## THEME DISCUSSION: WINTER

### WHAT IS HIBERNATION?

Hibernation is the way that some animals deal with extremely cold and harsh winters. They find a safe place, curl up and sleep there until winter is over. Yes, they sleep for a veeerrrrryyyyy long time. When winter is over they get up and go looking for food. Some animals that hibernate are bears, snakes, groundhogs, bees, skunks and bats.


 moth	 bat	 bear	 bumble bees
 snail	 groundhog	 ladybug	 hedgehog
 dormouse	 garter snake	 ground squirrel	 box turtle

## NEW LETTER m

We go down and up and around like n, but don't stop now let's do it again. That's how we write m.

- Sound it out
- Write it 10 times
- Draw a m picture

Color the picture



monkey



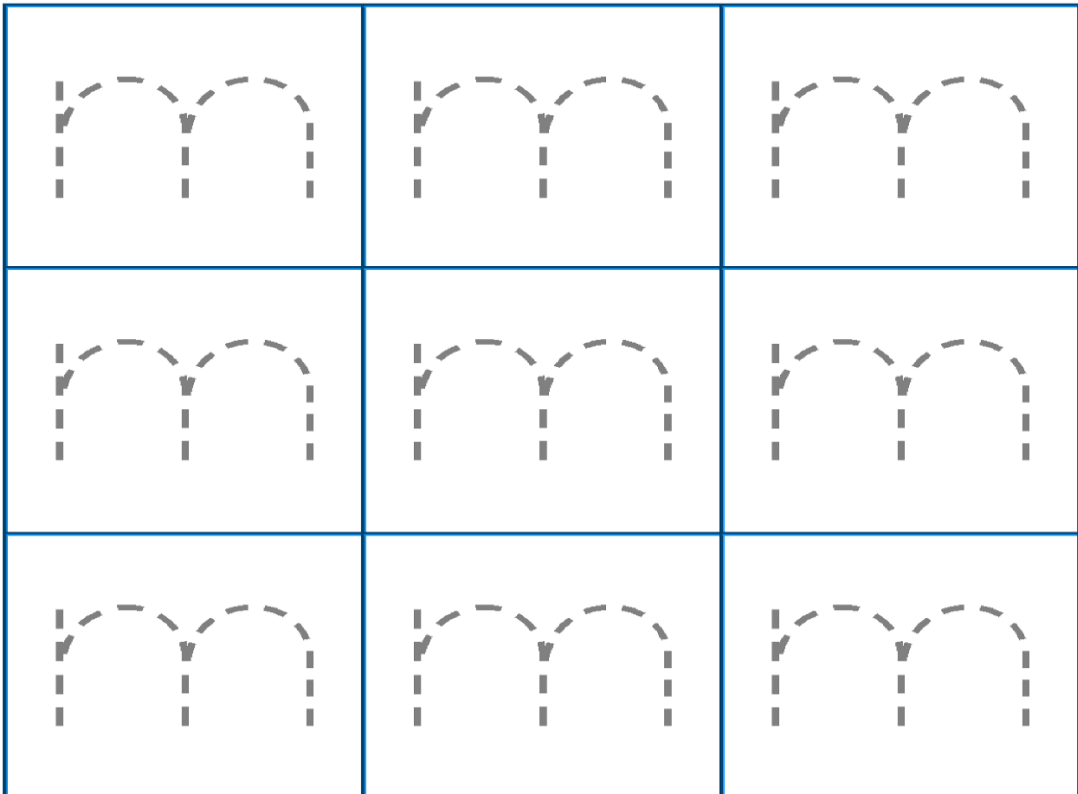
mouse



mango






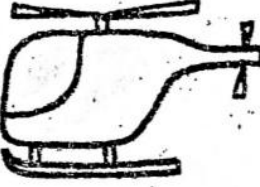


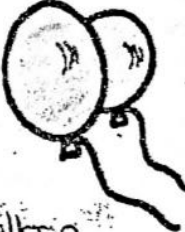





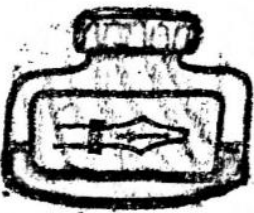

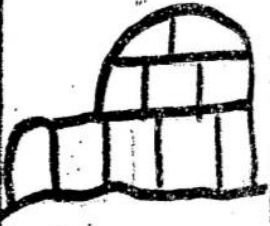



Trace the letter



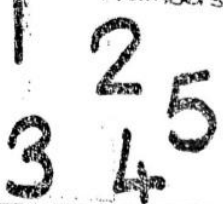


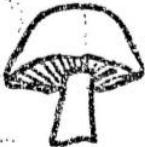

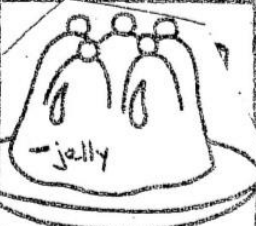
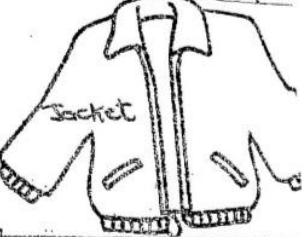

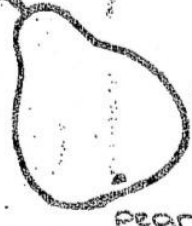


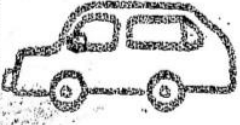






Wednesday 06/05 2020

DAILY REVISION:

- Seasons of the year
- Months of the year
- Days of the week
- Phonics revision

l	 ladder	 leaf	 lion
h	 helicopter	 house	 heart
b	 balloon	 banana	 bat
k	 kite	 key	 kettle
i	 ink	 indian	 igloo
r	 robot	 rose	 rocket

n	 <p>needle</p>	 <p>nest</p>	<p>Numbers</p> 
m	 <p>moon</p>	 <p>matches</p>	 <p>mushroom</p>
j	 <p>jug</p>	 <p>jelly</p>	 <p>jacket</p>
p	 <p>pencil</p>	 <p>pear</p>	 <p>pig</p>
c	 <p>cup</p>	 <p>car</p>	 <p>cat</p>
o	 <p>orange</p>	 <p>octopus</p>	 <p>owl</p>

## THEME DISCUSSION: WINTER

### MIGRATORY ANIMALS:

Animals migrate for a variety of reasons. The most common is to move from colder regions or countries to warmer climate. Some examples of migratory animals are: the monarch butterfly, blue whale, Sandhill crane, wildebeests and hummingbirds.



wolverine



owl



fox



hare



red squirrel



moose

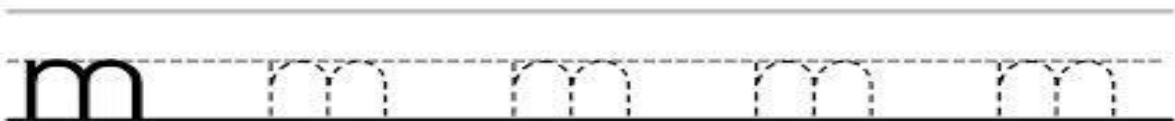
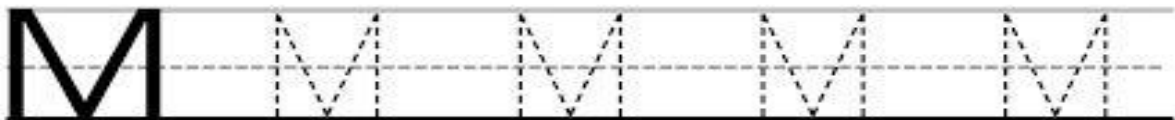
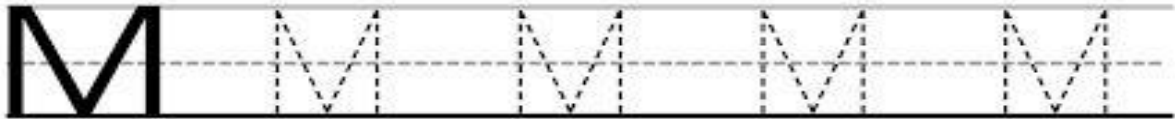

hibernate

migrate

## NEW LETTER m

We go down and up and around like n, but don't stop now let's do it again. That's how we write m.

- Sound it out
- Write it 10 times
- Draw a m picture








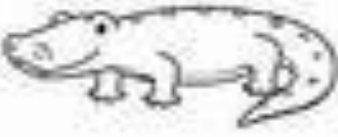


**EMERGENT READING: green**

Follow along with the story and lets learn to read the word green.

Name: \_\_\_\_\_

\_\_\_\_\_


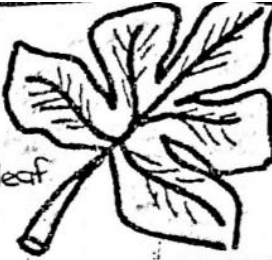

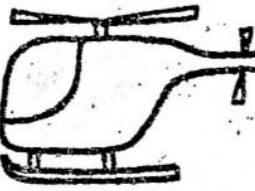








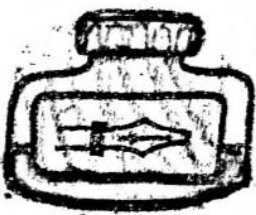

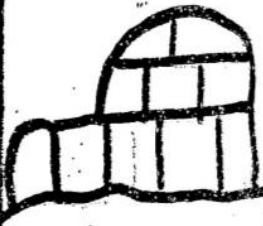



# green



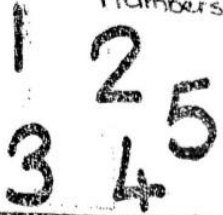




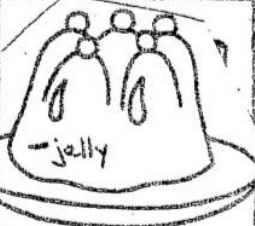

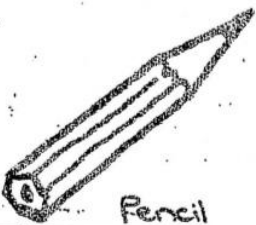
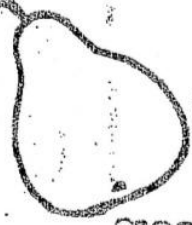


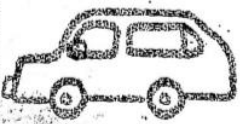




 tree	 leaf	 cactus
 frog	 broccoli	 grass
 alligator	 dinosaur	 celery

Thursday 07/05/2020

DAILY REVISION:

- Seasons of the year
- Months of the year
- Days of the week
- Write your name
- Phonics revision

l	 ladder	 leaf	 lion
h	 helicopter	 house	 heart
b	 balloon	 banana	 bat
k	 kite	 key	 kettle
i	 ink	 indian	 igloo
r	 robot	 rose	 rocket

n	 needle	 nest	Numbers 
m	 moon	 matches	 mushroom
j	 jug	 jelly	 jacket
p	 pencil	 pear	 pig
c	 cup	 car	 cat
o	 orange	 octopus	 owl




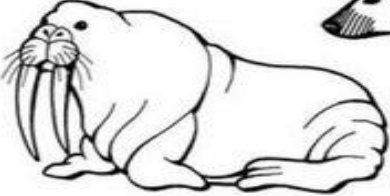




# THEME DISCUSSION: WINTER

## ARCTIC ANIMALS

Arctic animals are animals that live in very very cold places that has lots and lots of snow and ice.

They grow very thick fur or blubber (fat) to help keep them warm. Examples of arctic animals are Polar bears, the Arctic wolf, walruses, seals, snow owls.

**Animals of the Arctic**  
These are the types of animals you would find on the North or South Poles.

 <input type="text"/>	 <input type="text"/>	 <input type="text"/>	
 <input type="text"/>	 <input type="text"/>	 <input type="text"/>	
 <input type="text"/>	 <input type="text"/>		
<input type="text" value="Blue Whale"/>	<input type="text" value="Killer Whale"/>	<input type="text" value="Penguin"/>	<input type="text" value="Seal"/>
<input type="text" value="Arctic Fox"/>	<input type="text" value="Crab"/>	<input type="text" value="walrus"/>	<input type="text" value="Polar Bear"/>

## NEW LETTER m

We go down and up and around like n, but don't stop now let's do it again. That's how we write m.

- Sound it out
- Write it 10 times
- Draw a m picture

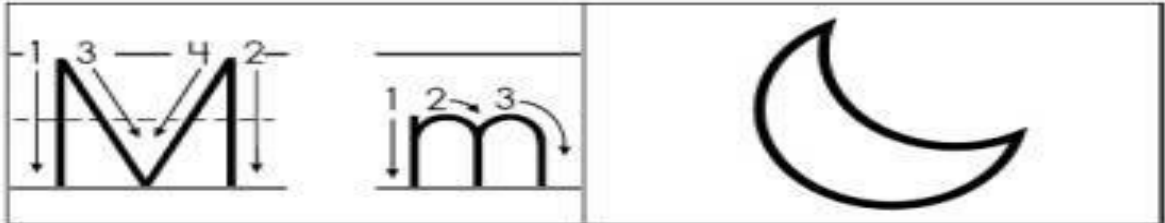
Name: \_\_\_\_\_

Grade: \_\_\_\_\_

Date: \_\_\_\_\_



### Trace Letter M




**FRIDAY 08/052020**


**DAILY REVISION:**

- Seasons of the year
- Months of the year
- Days of the week
- Write your name
- Phonics revision

l



ladder

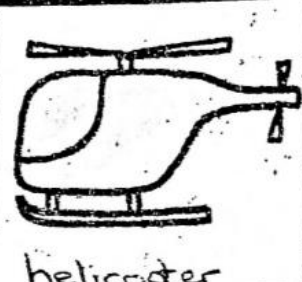


leaf



lion


h



helicopter



house



heart

b



balloon



banana

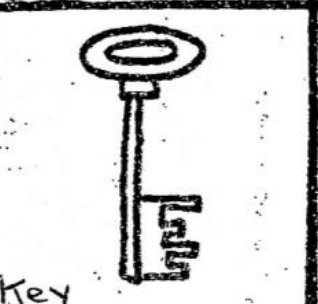


bat

k



kite



key



kettle

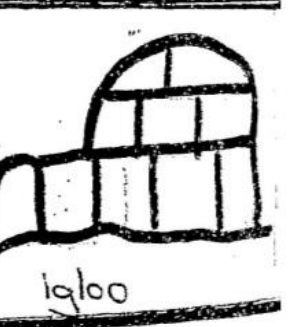
i



ink




indian



igloo

r





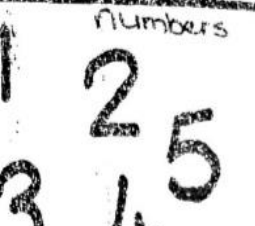

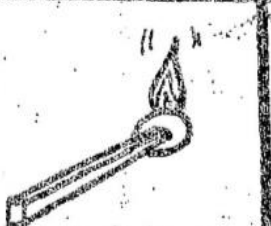



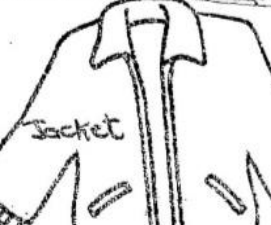

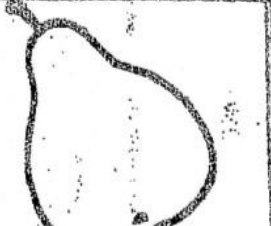


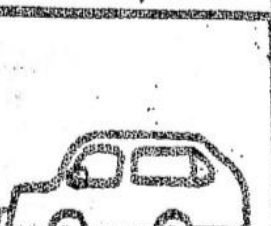




robot



rose



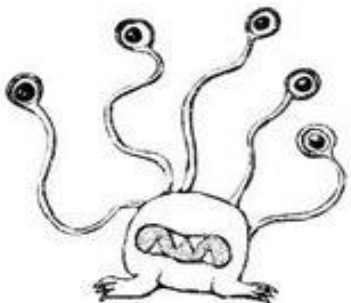
rocket

n	 <p>needle</p>	 <p>nest</p>	<p>Numbers</p> 
m	 <p>moon</p>	 <p>matches</p>	 <p>mushroom</p>
j	 <p>jug</p>	 <p>jelly</p>	 <p>jacket</p>
p	 <p>pencil</p>	 <p>pear</p>	 <p>pig</p>
c	 <p>cup</p>	 <p>car</p>	 <p>cat</p>
o	 <p>orange</p>	 <p>octopus</p>	 <p>owl</p>

# NEW LETTER m



Name: \_\_\_\_\_

<h1>Mm</h1>	 <p>monster</p>
-------------	--

M	M	M	M	M
M	M	M	M	M

m	m	m	m	m
m	m	m	m	m


## MOTHERS DAY ART ACTIVITY: DRAW A FLOWER





M is for Mom!

Blank handwriting practice lines consisting of a solid top line, a dashed middle line, and a solid bottom line.



## **NUMERACY & LIFE SKILLS - WEEK 4**

**MONDAY 04/05/2020**

**Count from 1 - 25**

*Count with them from 1 - 25 and thereafter let them count from 1 - 25 four times on their own.*

**Count from 7 - 1 backwards (7, 6, 5, 4, 3, 2, 1)**

*Count with them from 7 - 1 and thereafter let them count from 7 - 1 four times on their own.*


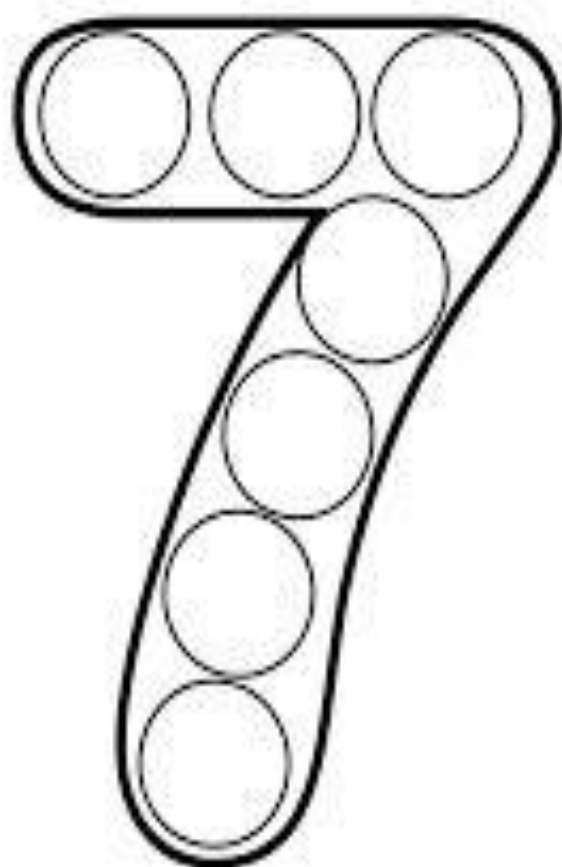
**Write number 7**

*Write number "7" (Across the sky, then make a line down, you will make a seven every time)*

*Give them an example of what a 7 should look like by writing it on a paper for them, let them trace on the original one with 4 different colors and thereafter they should draw their own*

Name: .....

# Seven



## Addition Practice

Learning to add with the number 1







Give them examples of things that they like and let them add it up.  
For example sweets, toys etc.

Examples:  $1+1 =$     $1+2 =$     $1+3 =$     $1+4 =$     $1+5 =$

Name \_\_\_\_\_

### Love Bug

Directions: Count the bugs in each group. Read the problem and then combine the groups to find the answer.

 $3 + 2 = \underline{\quad}$	 $1 + 1 = \underline{\quad}$
 $2 + 2 = \underline{\quad}$	 $2 + 1 = \underline{\quad}$
 $3 + 1 = \underline{\quad}$	 $2 + 2 = \underline{\quad}$

**TUESDAY 05/05/2020**

**Count from 1 - 26**

*Count with them from 1 - 26 and thereafter let them count from 1 - 26 four times on their own.*



**Count from 7 - 1 backwards (7, 6, 5, 4, 3, 2, 1)**

*Count with them from 7 - 1 and thereafter let them count from 7 - 1 four times on their own.*

**Write number 7**

*Write number "7" (Across the sky, then make a line down, you will make a seven every time)*

*Give them an example of what a 7 should look like by writing it on a paper for them, let them trace on the original one with 4 different colors and thereafter they should draw their own*



seven












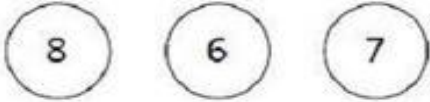
---

**Count and color/choose the correct number box**

*Count the amount of objects and color/choose the correct amount.*

**Color with Math Worksheet 1**

Count the number of stars and color the correct number ball. One answer is done for you :

**WEDNESDAY 06/05/2020**

**Count from 1 - 28**

*Count with them from 1 - 28 and thereafter let them count from 1 - 28 four times on their own.*

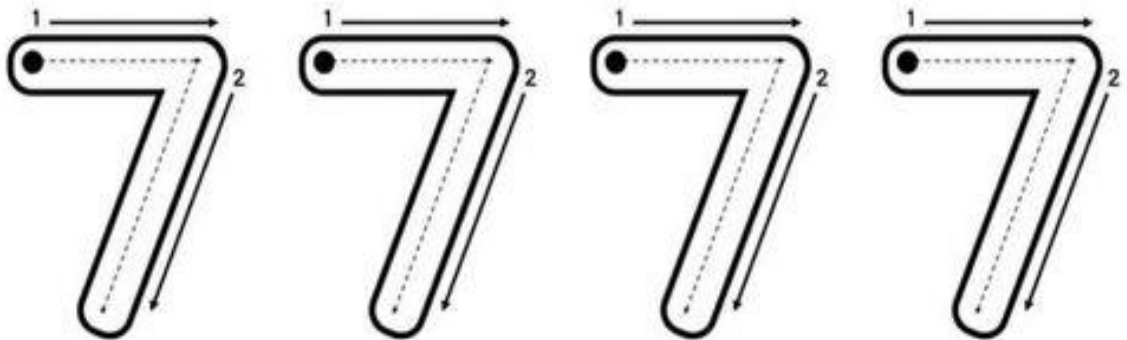

**Count from 7 - 1 backwards (7, 6, 5, 4, 3, 2, 1)**

*Count with them from 7 - 1 and thereafter let them count from 7 - 1 four times on their own.*

**Write number 7**

*Write number "7" (Across the sky, then make a line down, you will make a seven every time)*

*Give them an example of what a 7 should look like by writing it on a paper for them, let them trace on the original one with 4 different colors and thereafter they should draw their own*



## How many objects

Count how many object is in each box and write the correct amount in the empty box.

Numbers 1-5

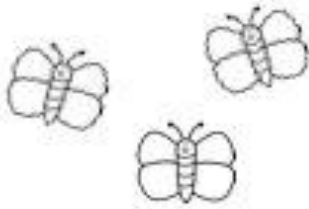




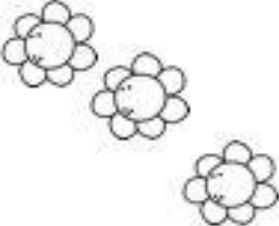


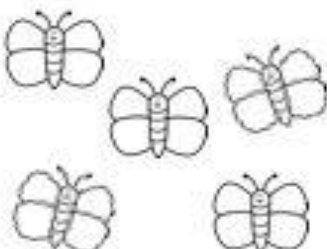
Name \_\_\_\_\_



# How Many?



Count. Write the number.

 <input type="text"/>	 <input type="text"/>	 <input type="text"/>
 <input type="text"/>	 <input type="text"/>	 <input type="text"/>
 <input type="text"/>	 <input type="text"/>	 <input type="text"/>

**THURSDAY 07/05/2020**

**Count from 1 - 29**

*Count with them from 1 - 29 and thereafter let them count from 1 - 29 four times on their own.*

**Count from 7 - 1 backwards (7, 6, 5, 4, 3, 2, 1)**

*Count with them from 7 - 1 and thereafter let them count from 7 - 1 four times on their own.*

**Write number 7**

*Write number "7" (Across the sky, then make a line down, you will make a seven every time)*

*Give them an example of what a 7 should look like by writing it on a paper for them, let them trace on the original one with 4 different colors and thereafter they should draw their own*

7 7 7 7 7 7 7 7 7 7

7 7 7 7 7 7 7 7 7 7

7 7 7 7 7 7 7 7 7 7

7 7 7 7 7 7 7 7 7 7

7 7 7 7 7 7 7 7 7 7

7 7 7 7 7 7 7 7 7 7

7 7 7 7 7 7 7 7 7 7

## Circle the 7 / Number scramble

Look for all the number 7's and circle them.

*Give them a paper full of numbers from 1 - 10, make sure you repeat the number 7 a lot of times, they must look for all the 7's and circle all of them.*

### Number Scramble

How many number 7 can you find in the number mix below? Circle them.



6 7 1 4 8

2 7 7 3 6

5 9 7 4 7

7 5 2 1 7



Name \_\_\_\_\_

[www.cleverlearner.com](http://www.cleverlearner.com)

**FRIDAY 08/05/2020**

**Count from 1 - 30**

*Count with them from 1 - 30 and thereafter let them count from 1 - 30 four times on their own.*

**Count from 7 - 1 backwards (7, 6, 5, 4, 3, 2, 1)**

*Count with them from 7 - 1 and thereafter let them count from 7 - 1 four times on their own.*



**Write number 7**

*Write number "7" (Across the sky, then make a line down, you will make a seven every time)*

*Give them an example of what a 7 should look like by writing it on a paper for them, let them trace on the original one with 4 different colors and thereafter they should draw their own*

Name \_\_\_\_\_ Date \_\_\_\_\_

7

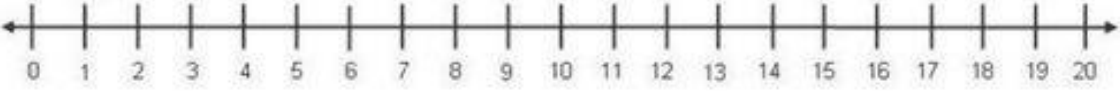
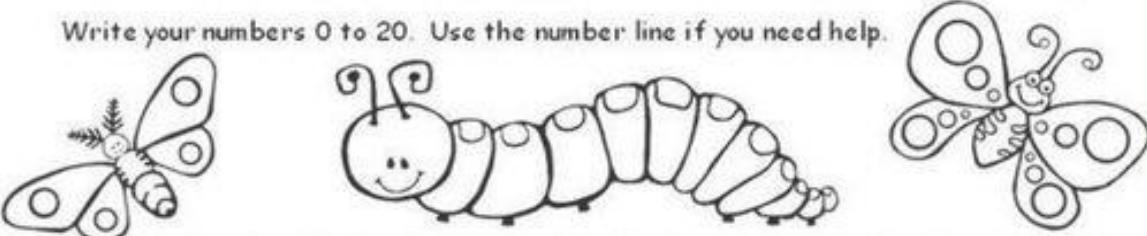


Fill in the missing numbers


Fill in the missing numbers from 1 - 10

Name \_\_\_\_\_ Date \_\_\_\_\_


Write your numbers 0 to 20. Use the number line if you need help.



	1			4
--	---	--	--	---



\_\_\_\_\_



--	--	--	--	--


\_\_\_\_\_

			13		
--	--	--	----	--	--

\_\_\_\_\_

16				
----	--	--	--	--

\_\_\_\_\_



© 2016 Sherry Clements. All Rights Reserved. Single classroom use only. Multiple use license available.

## **LIFE SKILLS - WEEK 4**

### **DAILY REVISION OF:**

- Name & surname, mommy/daddy's phone number, address, birthday, person responsible for picking you up from school.
- Body Parts



**hand**



**foot**



**ear**



**mouth**



**eyes**



**nose**



**arm**



**body**




**head**

- Shapes

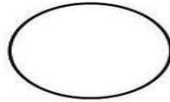
### Recognizing Shapes

Name: \_\_\_\_\_


Color each shape



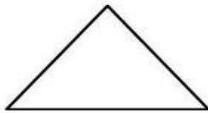
Square




Circle



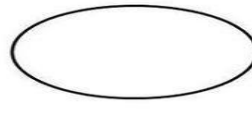
Rectangle



Triangle



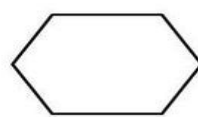
Diamond




Oval



Pentagon












Hexagon



Star

- Colours

COLOURS IN ENGLISH		
 <b>BLUE</b>	 <b>RED</b>	 <b>YELLOW</b>
 <b>ORANGE</b>	 <b>GREEN</b>	 <b>PURPLE</b>
 <b>PINK</b>	 <b>BLACK</b>	 <b>WHITE</b>

BILINGUALKIDSPOT.COM

- Money



### MONDAY 04/05/2020

- Revise all the body parts
- Complete the patterns (attached)
- Identify the picture that is different in each row.
- Make a pattern of your own.
- Cut and paste 3 small circles and 2 big triangles.
- Cut and paste 2 different pictures of "BLACK" as well as any animal.

### TUESDAY 05/05/2020

- Revise all the body parts
- Complete the patterns (attached)
- Identify the picture that is different in each row.
- Make a pattern of your own.
- Cut and paste 3 small circles and 2 big rectangles.
- Cut and paste 2 different pictures of "GREEN" as well as any animal

### WEDNESDAY 06/05/2020

- Revise all the body parts.
- Complete the diagonal line tracing (attached)
- Identify the picture that is different in each row.
- Make a pattern of your own.
- Cut and paste a small 7 and a big 7
- Cut and paste 2 different pictures of winter clothes.

### THURSDAY 07/05/2020

- Revise all the body parts.
- Complete the vertical line tracing (attached)
- Identify the picture that is different in each row.
- Make a pattern of your own.
- Cut and paste 3 different animals.
- Cut and paste 2 different pictures of toys.



### FRIDAY 08/05/2020

- Revise all the body parts
- Complete the patterns (attached)
- Identify the picture that is different in each row.
- Make a pattern of your own.
- Cut and paste 2 small circles and 1 big circle.
- Cut and paste 2 different pictures of "YELLOW"

MONDAY

Name: \_\_\_\_\_

Trace the broken lines.

















Name: \_\_\_\_\_

### Same

Circle the fruits that are the same as the ones in the shaded box.

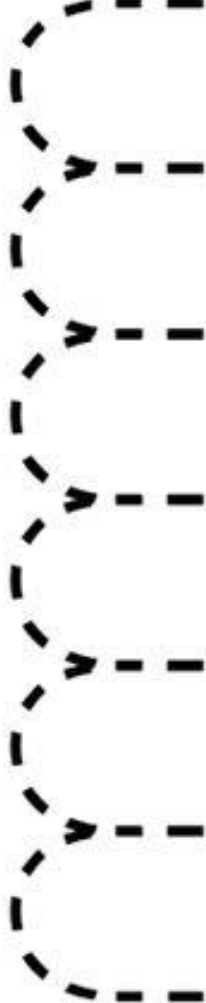
		
		
		
		

TUESDAY

Name: \_\_\_\_\_

# Tracing Practice I




Directions: Trace each line from the apple to the pie.



Name: \_\_\_\_\_


# Same or Different?

Cross out the picture that is different from the rest.



WEDNESDAY



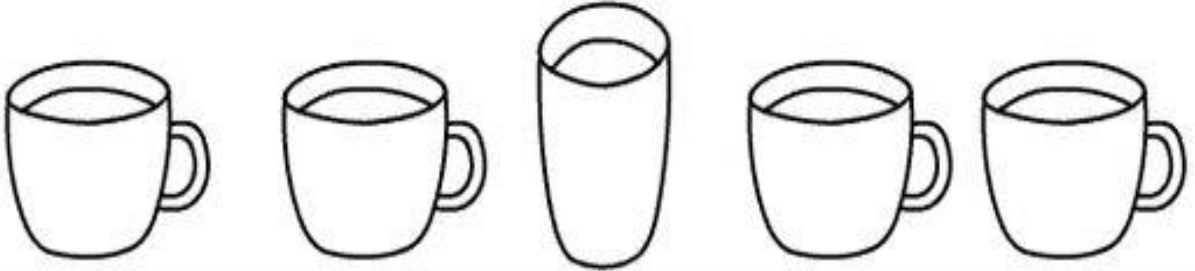
# Diagonal Line Tracing



Name: \_\_\_\_\_

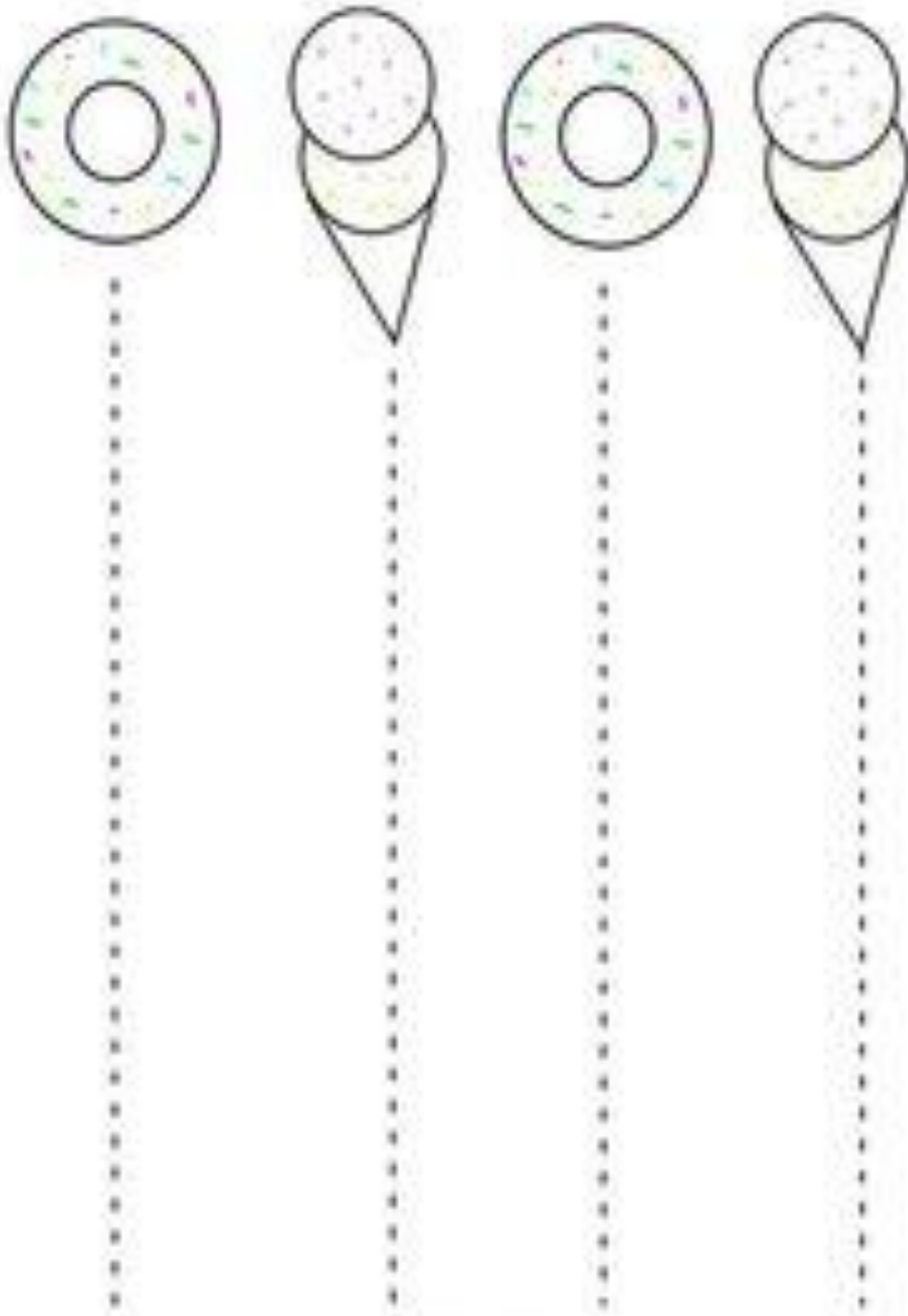
# Same or Different?

Cross out the picture that is different from the rest.



THURSDAY


# Vertical Line Practice



Name: \_\_\_\_\_

# Same or Different?

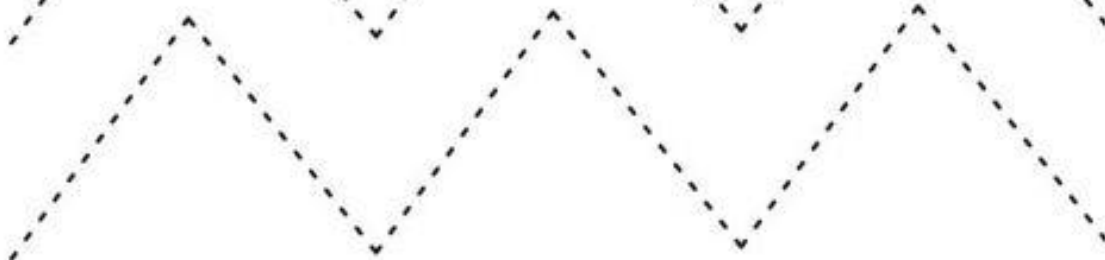
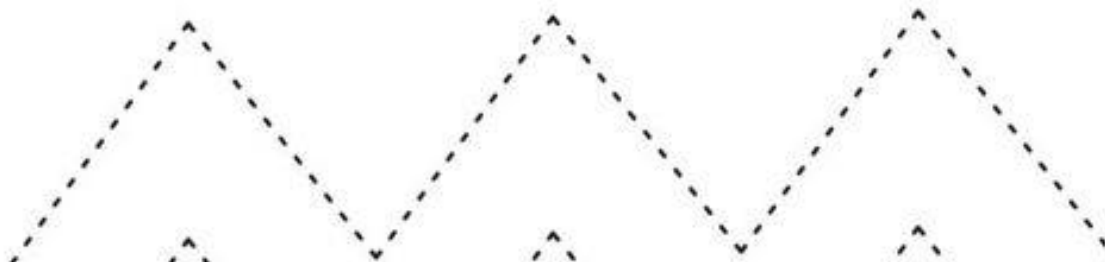
Cross out the picture that is different from the rest.



FRIDAY

Name: \_\_\_\_\_

Trace the broken lines.



Name: \_\_\_\_\_

# Same or Different?

Cross out the picture that is different from the rest.

