



GRADE R - A & B

WEEK 5




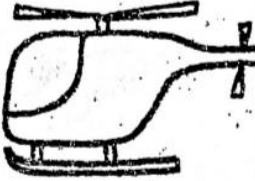


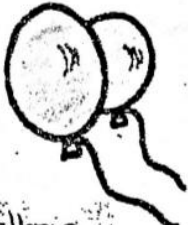





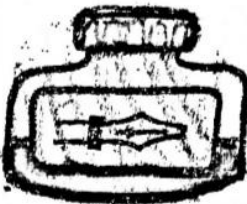

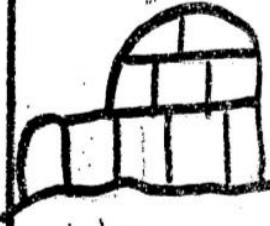



LANGUAGE
EMERGENT READING
NUMERACY
LIFE SKILLS



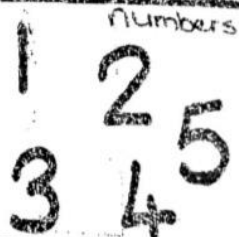




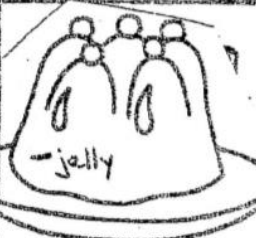










LANGUAGE WEEK 5

MONDAY 11 MAY 2020


DAILY REVISION OF:

- Learn your address and phone number
- Write your surname five times
- Phonics (l-y)

l	 ladder	 leaf	 lion
h	 helicopter	 house	 heart
b	 balloon	 banana	 bat
k	 Kite	 Key	 Kettle
i	 ink	 indian	 igloo
r	 robot	 rose	 rocket

n	 <p>needle</p>	 <p>nest</p>	<p>Numbers</p> 
m	 <p>moon</p>	 <p>matches</p>	 <p>mushroom</p>
j	 <p>jug</p>	 <p>jelly</p>	 <p>jacket</p>
p	 <p>pencil</p>	 <p>pear</p>	 <p>pig</p>
c	 <p>cup</p>	 <p>car</p>	 <p>cat</p>
o	 <p>orange</p>	 <p>octopus</p>	 <p>ow</p>


a



apple




ambulance




axe

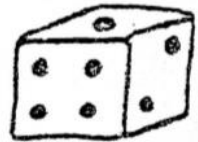
d



dog




dinosaur



dice


g



gate



gun

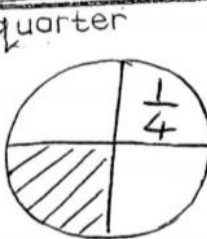


grapes

q



queen



quarter

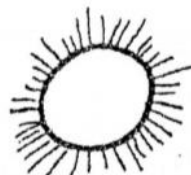


quack

s



snail



sun



strawberry

f












fish



frog



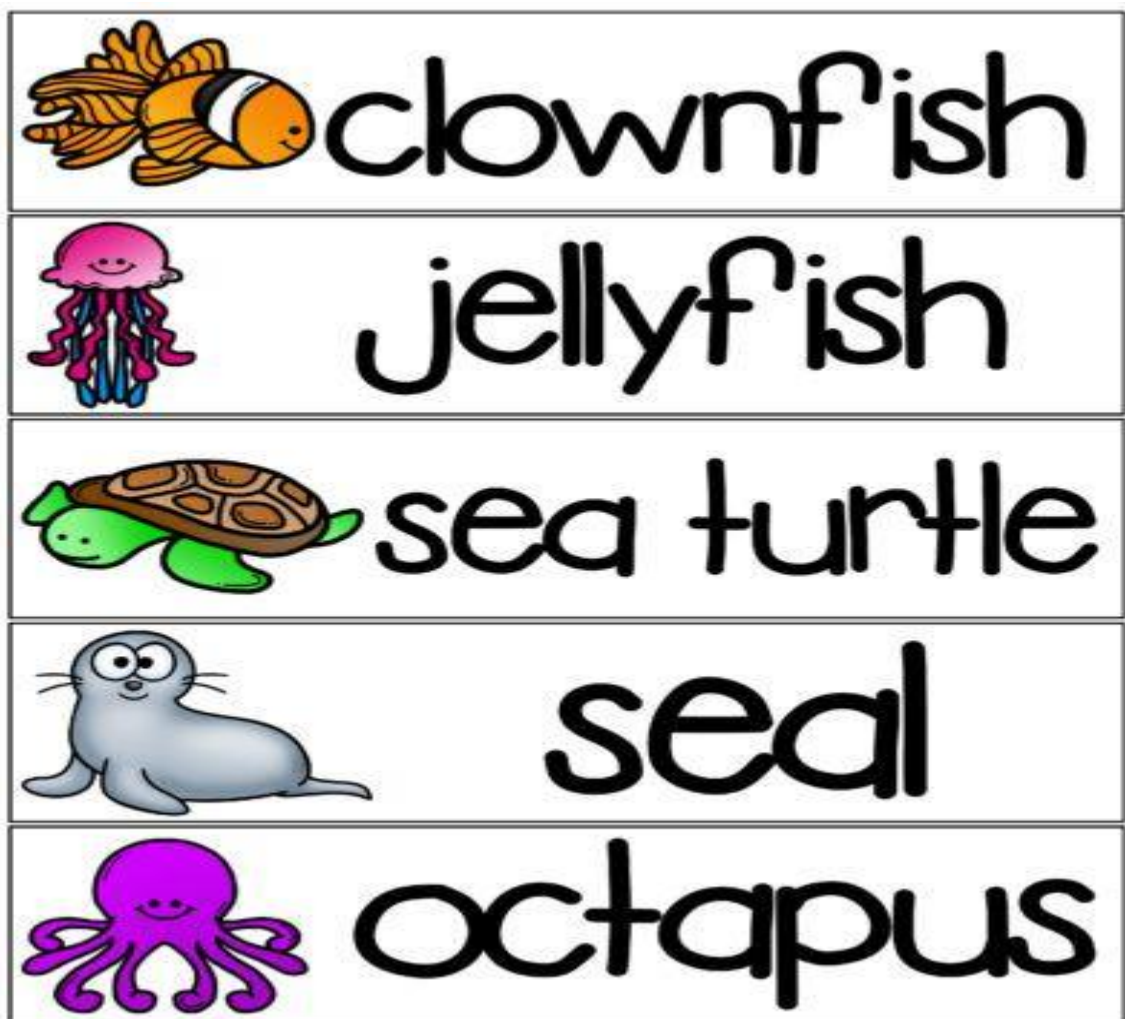
fire

e	 egg	 elephant	 eye
u	 umbrella	 up	 under
y	 yatch	 yolk	 yellow

THEME DISCUSSION: OCEAN ANIMALS

Did you know that almost three quarters of the Earth's surface is covered by oceans? There are many amazing animals that live in the ocean. Some are huge and some are tiny. Animals that live in the oceans are dolphins, whales, sharks, starfish, jelly fish and many more.

Today let's look at some vocabulary.



Ocean Words

shell



wave



seaweed



whale




starfish



seahorse



dolphin



jellyfish



fish



octopus



crab



shark



NEW LETTERS: j and p



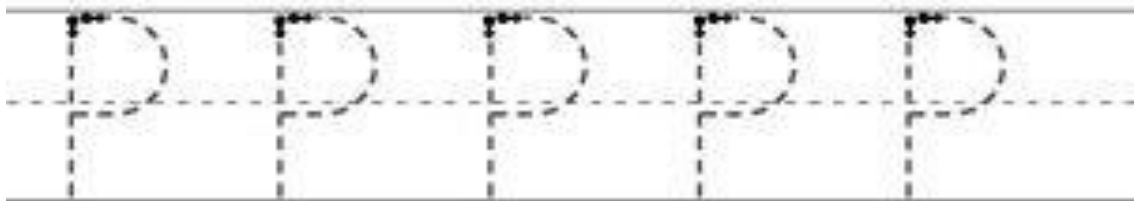
Down, down then hook. This is j just have a look.

The image is a handwriting practice sheet for the letter 'j'. It is enclosed in a black rectangular border. At the top left, there are two large letters: an uppercase 'J' and a lowercase 'j'. Both letters have a vertical line with a downward arrow and a curved hook at the bottom, with a small '1' indicating the starting point of the stroke. To the right of these letters is a cartoon jellyfish with a smiling face, several eyes, and tentacles. Below the letters and the jellyfish, the word 'Jellyfish' is written in a dashed, lowercase font. The bottom half of the page contains four rows of tracing practice. The first row is for uppercase 'J', the second for lowercase 'j', the third for uppercase 'J', and the fourth for lowercase 'j'. Each row starts with a solid letter and is followed by several dashed versions of the same letter for tracing. Each letter has a red dot at the top indicating the starting point and a downward arrow showing the stroke direction.


Down, down, up, up and around you go. To make a p is easy you know.

P is for Penguin.

Trace the letters and then write it yourself.



EMERGENT READING: yellow



STORY TIME:




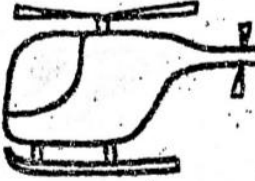


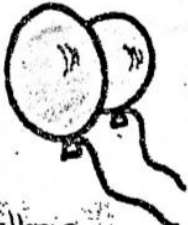





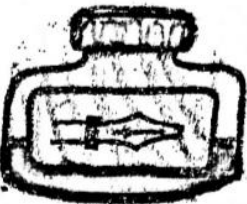





Let's listen to the story 'Commotion in the ocean.'



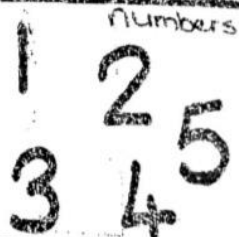




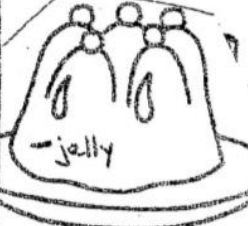

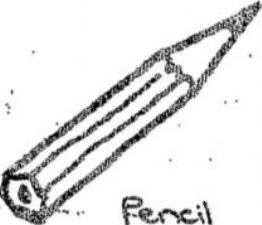








LANGUAGE WEEK 5

TUESDAY 12 MAY 2020


DAILY REVISION OF:

- Learn your address and phone number
- Write your surname five times
- Phonics (l-y)

l	 ladder	 leaf	 lion
h	 helicopter	 house	 heart
b	 balloon	 banana	 bat
k	 Kite	 Key	 Kettle
i	 ink	 indian	 igloo
r	 robot	 rose	 rocket

n	 <p>needle</p>	 <p>nest</p>	<p>Numbers</p> 
m	 <p>moon</p>	 <p>matches</p>	 <p>mushroom</p>
j	 <p>jug</p>	 <p>jelly</p>	 <p>jacket</p>
p	 <p>pencil</p>	 <p>pear</p>	 <p>pig</p>
c	 <p>cup</p>	 <p>car</p>	 <p>cat</p>
o	 <p>orange</p>	 <p>octopus</p>	 <p>ow</p>


a



apple




ambulance




axe

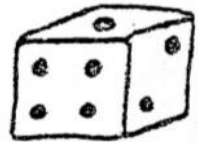
d



dog




dinosaur



dice


g



gate



gun

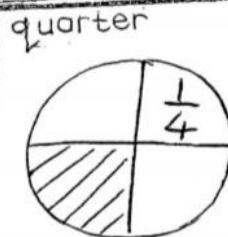


grapes

q



queen



quarter

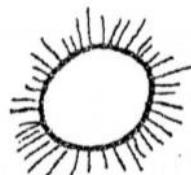


quack

s



snail



sun



strawberry

f




fish



frog




fire



THEME DISCUSSION: OCEAN ANIMALS

Did you know that almost three quarters of the Earth's surface is covered by oceans? There are many amazing animals that live in the ocean. Some are huge and some are tiny. Animals that live in the oceans are dolphins, whales, sharks, starfish, jelly fish and many more.

Today let's look at DOLPHINS



Ocean Words

shell



wave



seaweed



whale




starfish



seahorse



dolphin



jellyfish



fish



octopus



crab



shark



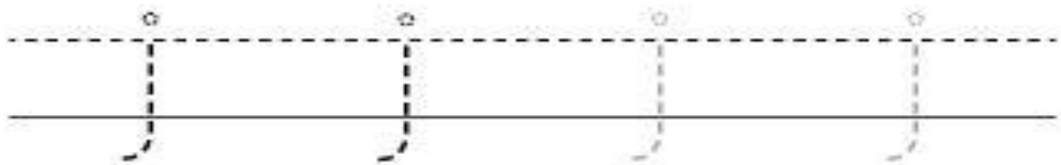

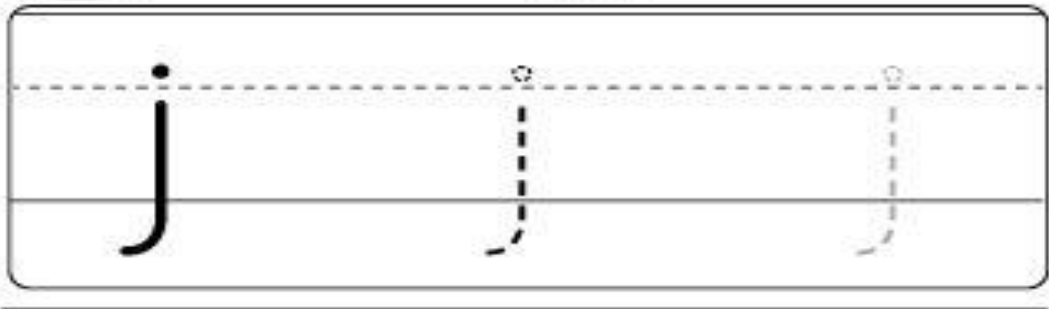
NEW LETTERS: j and p

Down, down then hook. This is j just have a look.



Letter J Alphabet Tracing Worksheet
Lowercase Letter

Name _____



Now you try!

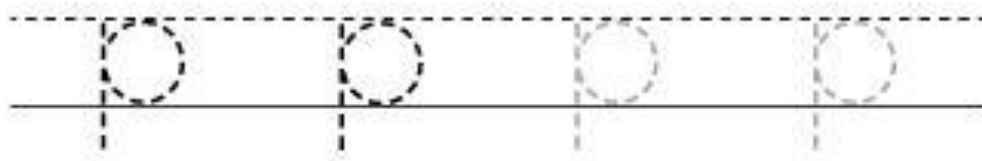
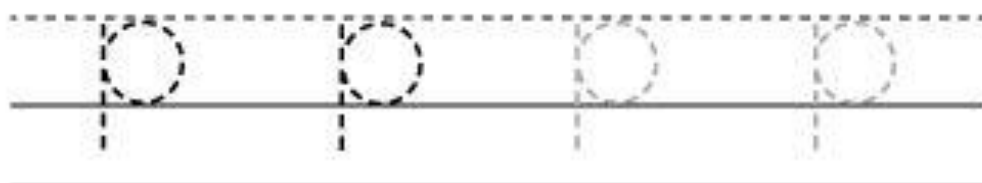
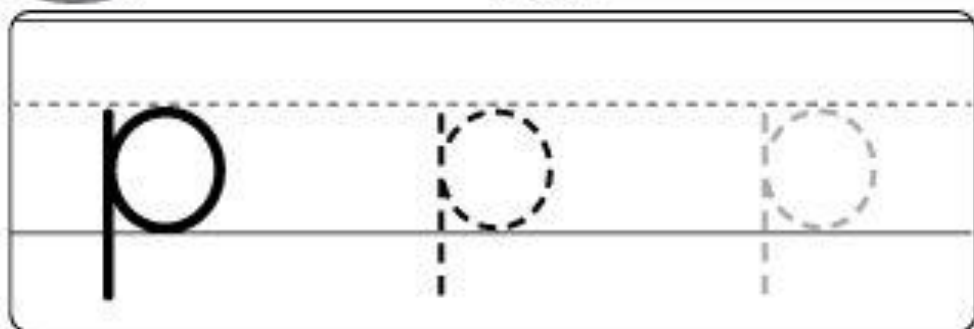


Down, down, up, up and around you go. To make a p is easy you know.



Letter P Alphabet Tracing Worksheet Lowercase Letter

Name _____






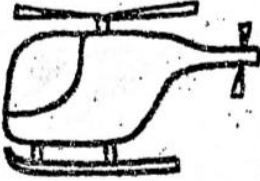


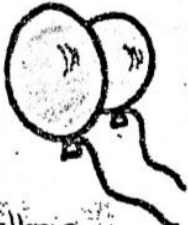





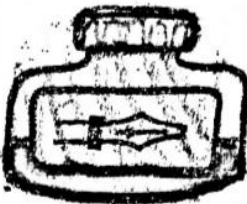

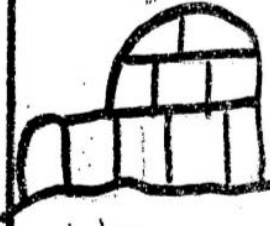



Now you try!



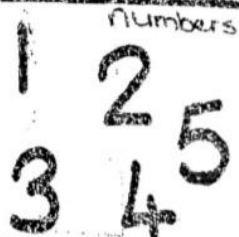




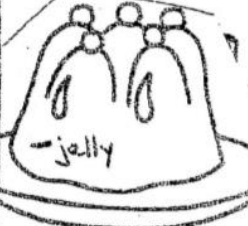










LANGUAGE WEEK 5

WEDNESDAY 13 MAY 2020


DAILY REVISION OF:

- Learn your address and phone number
- Write your surname five times
- Phonics (l-y)

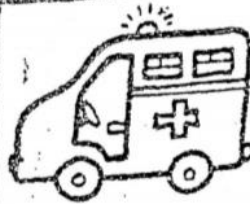
l	 ladder	 leaf	 lion
h	 helicopter	 house	 heart
b	 balloon	 banana	 bat
k	 Kite	 Key	 Kettle
i	 ink	 indian	 igloo
r	 robot	 rose	 rocket

n	 <p>needle</p>	 <p>nest</p>	<p>Numbers</p> 
m	 <p>moon</p>	 <p>matches</p>	 <p>mushroom</p>
j	 <p>jug</p>	 <p>jelly</p>	 <p>jacket</p>
p	 <p>pencil</p>	 <p>pear</p>	 <p>pig</p>
c	 <p>cup</p>	 <p>car</p>	 <p>cat</p>
o	 <p>orange</p>	 <p>octopus</p>	 <p>ow</p>

a



apple




ambulance




axe

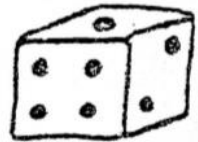
d



dog




dinosaur



dice


g



gate



gun

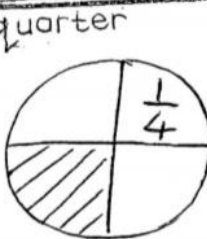


grapes

q



queen



quarter

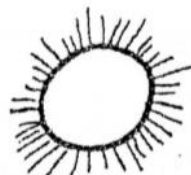


quack

s



snail



sun



strawberry

f




fish



frog




fire



THEME DISCUSSION: OCEAN ANIMALS

Did you know that almost three quarters of the Earth's surface is covered by oceans? There are many amazing animals that live in the ocean. Some are huge and some are tiny. Animals that live in the oceans are dolphins, whales, sharks, starfish, jelly fish and many more. Today let's look at WHALES.

Ww



whale

Ocean Words

shell



wave



seaweed



whale




starfish



seahorse



dolphin



jellyfish



fish



octopus



crab



shark



NEW LETTERS: j and p


Down, down then hook. This is j just have a look.

Name: _____

Grade: _____

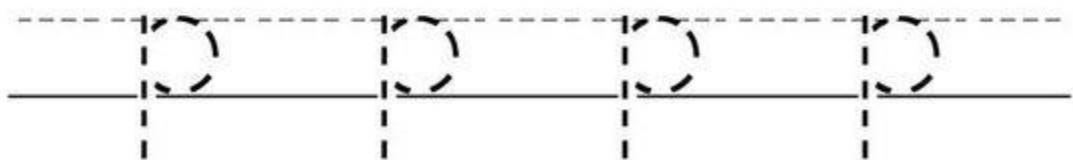
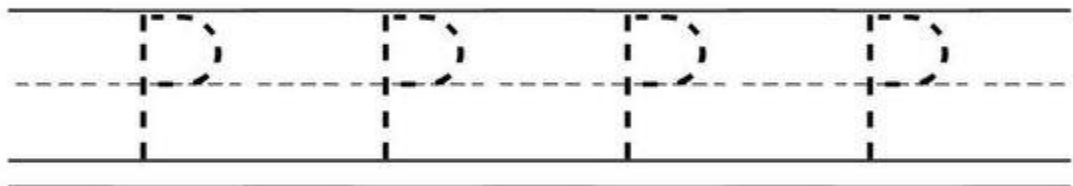
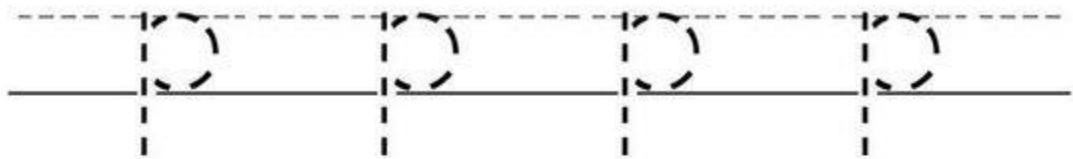
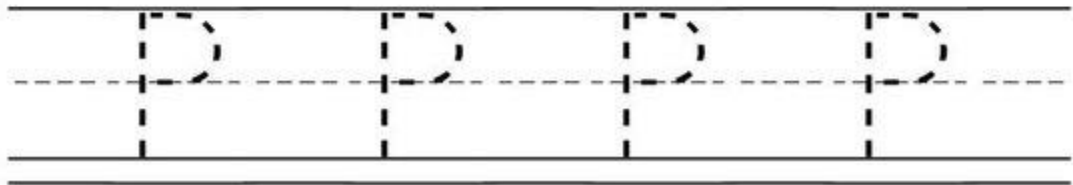
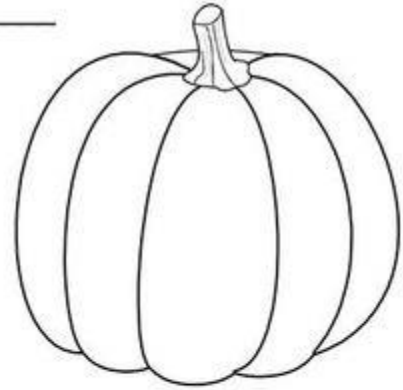
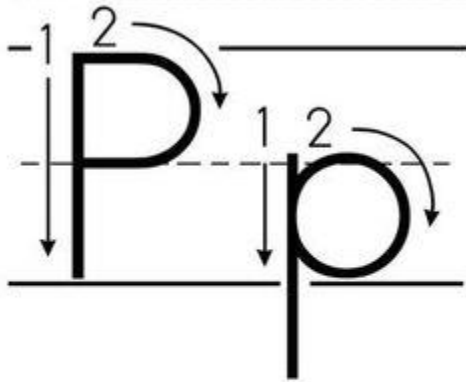
Date: _____

Trace Letter J



Down, down, up, up and around you go. To make a p is easy you know.

Name: _____



EMERGENT READING: yellow

Name _____

We love Colors

yellow

Find and color the items that are yellow.

Build the color word.

--	--	--	--	--	--

A Planning Playtime product © 2018 by Amy Nelson

| y e o l w

STORY TIME




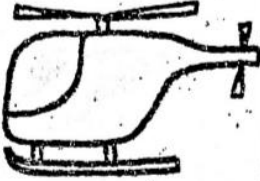


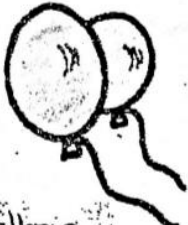





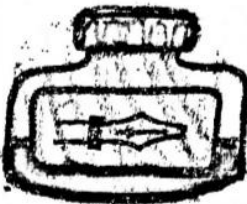

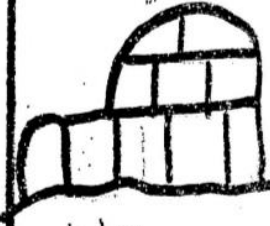



Let's listen to the snail and the whale.



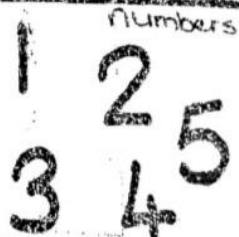




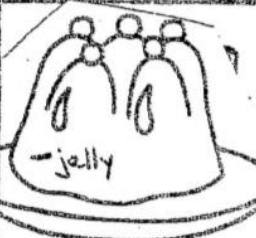

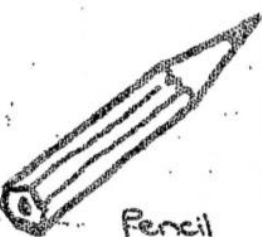



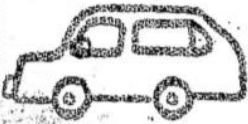




LANGUAGE WEEK 5

THURSDAY 14 MAY 2020


DAILY REVISION OF:

- Learn your address and phone number
- Write your surname five times
- Phonics (l-y)

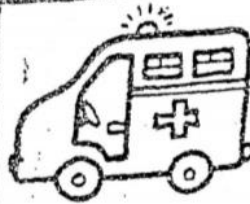
l	 ladder	 leaf	 lion
h	 helicopter	 house	 heart
b	 balloon	 banana	 bat
k	 Kite	 Key	 Kettle
i	 ink	 indian	 igloo
r	 robot	 rose	 rocket

n	 <p>needle</p>	 <p>nest</p>	<p>Numbers</p> 
m	 <p>moon</p>	 <p>matches</p>	 <p>mushroom</p>
j	 <p>jug</p>	 <p>jelly</p>	 <p>jacket</p>
p	 <p>pencil</p>	 <p>pear</p>	 <p>pig</p>
c	 <p>cup</p>	 <p>car</p>	 <p>cat</p>
o	 <p>orange</p>	 <p>octopus</p>	 <p>ow</p>


a



apple




ambulance




axe

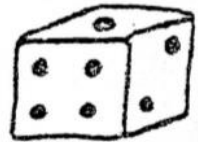
d



dog




dinosaur



dice


g



gate



gun

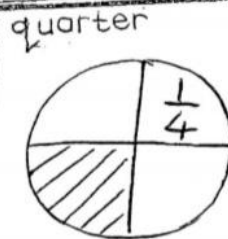


grapes

q



queen



quarter

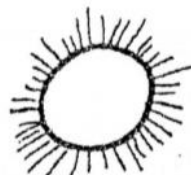


quack

s



snail



sun



strawberry

f




fish



frog




fire



THEME DISCUSSION: OCEAN ANIMALS

Did you know that almost three quarters of the Earth's surface is covered by oceans. There are many amazing animals that live in the ocean. Some are huge and some are tiny. Animals that live in the oceans are dolphins, whales, sharks, starfish, jelly fish and many more. Today let's look at JELLYFISH.




NEW LETTERS: j and p

Down, down then hook. This is j just have a look.



Name: _____

Jj



Jelly

Handwriting practice area with four rows of dashed uppercase 'J' characters on a three-line grid for tracing.

©2016 WWW.LITTLEDOTS-STUDIO.COM. For personal and non-commercial use only.

Down, down ,up, up and around you go. To make a p is easy you know.



Name: _____

Pp



pencil

P	P	P	P	P
P	P	P	P	P




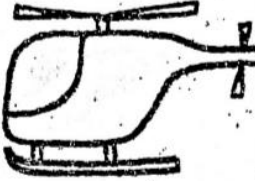


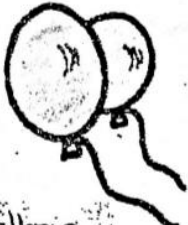





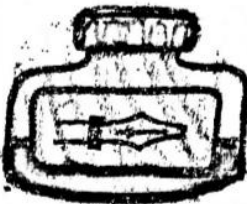

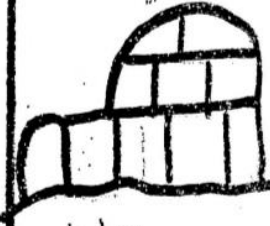



p	p	p	p	p
p	p	p	p	p



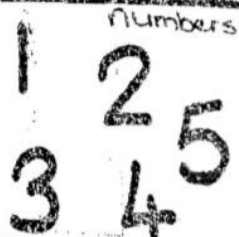




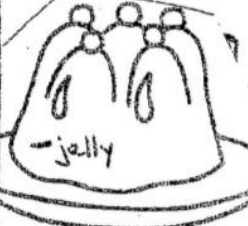










LANGUAGE WEEK 5

FRIDAY 15 MAY 2020


DAILY REVISION OF:

- Learn your address and phone number
- Write your surname five times
- Phonics (l-y)

l	 ladder	 leaf	 lion
h	 helicopter	 house	 heart
b	 balloon	 banana	 bat
k	 Kite	 Key	 Kettle
i	 ink	 indian	 igloo
r	 robot	 rose	 rocket

n	 <p>needle</p>	 <p>nest</p>	<p>Numbers</p> 
m	 <p>moon</p>	 <p>matches</p>	 <p>mushroom</p>
j	 <p>jug</p>	 <p>jelly</p>	 <p>jacket</p>
p	 <p>pencil</p>	 <p>pear</p>	 <p>pig</p>
c	 <p>cup</p>	 <p>car</p>	 <p>cat</p>
o	 <p>orange</p>	 <p>octopus</p>	 <p>ow</p>


a



apple




ambulance




axe

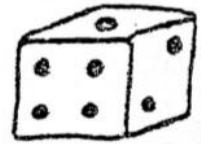
d



dog




dinosaur



dice


g



gate



gun



grapes

q



queen



quarter

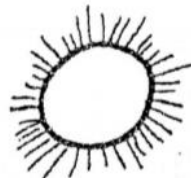


quack

s



snail



sun



strawberry

f




fish



frog




fire



THEME DISCUSSION: OCEAN ANIMALS

Did you know that almost three quarters of the Earth's surface is covered by oceans? There are many amazing animals that live in the ocean. Some are huge and some are tiny. Animals that live in the oceans are dolphins, whales, sharks, starfish, jelly fish and many more.

Today let's look at STARFISH



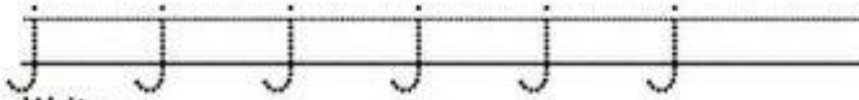

NEW LETTERS: j and p

Down, down then hook. This is j just have a look.


Name: _____ Grade: _____ Date: _____

Alphabet 'J' - Trace, Write, find and Color

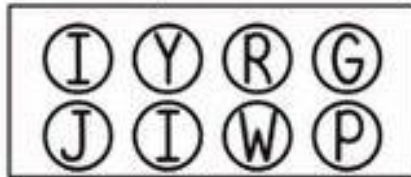
Trace



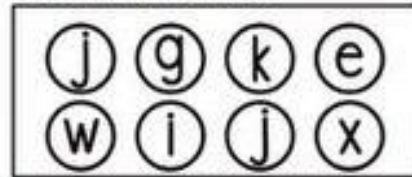
Write




Dab the uppercase.



Dab the lowercase.



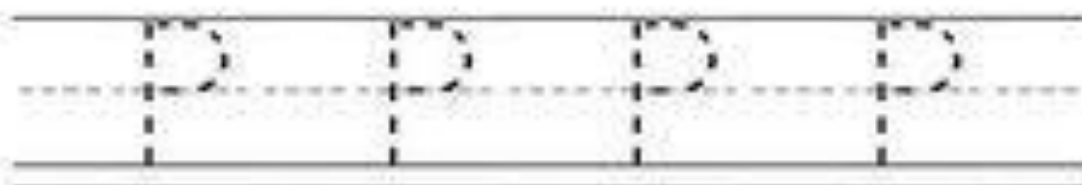
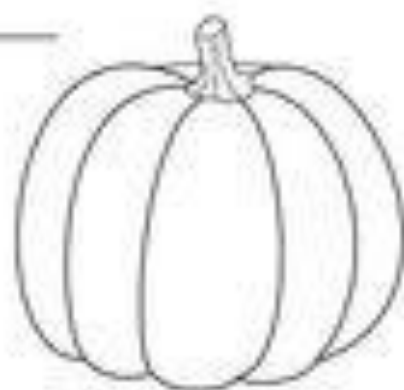
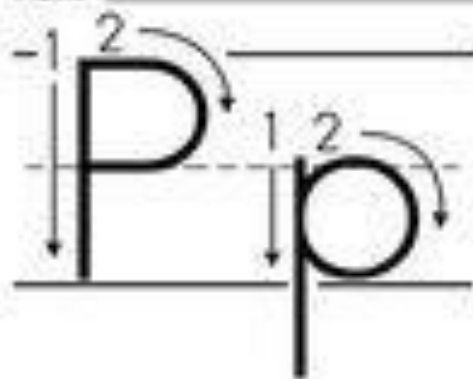


Color the pictures that begin with the J sound.







Down, down, up, up and around you go. To make a p is easy you know.

Name: _____



EMERGENT READING: yellow

Name _____		yellow
Read yellow	Color yellow	
Trace yellow yellow		
Color apricots with word yellow in yellow.		
		
		

© 2016 All right reserved

<https://PinonLearning.com>

LET'S DO SOME ART!!

WATCH THE VIDEO AND CREATE YOUR OWN OCEAN CRAFT.

NUMERACY & LIFE SKILLS - WEEK 5

MONDAY 11/05/2020

Count from 1 - 20

Count with them from 1 - 20 and thereafter let them count from 1 - 20 four times on their own.

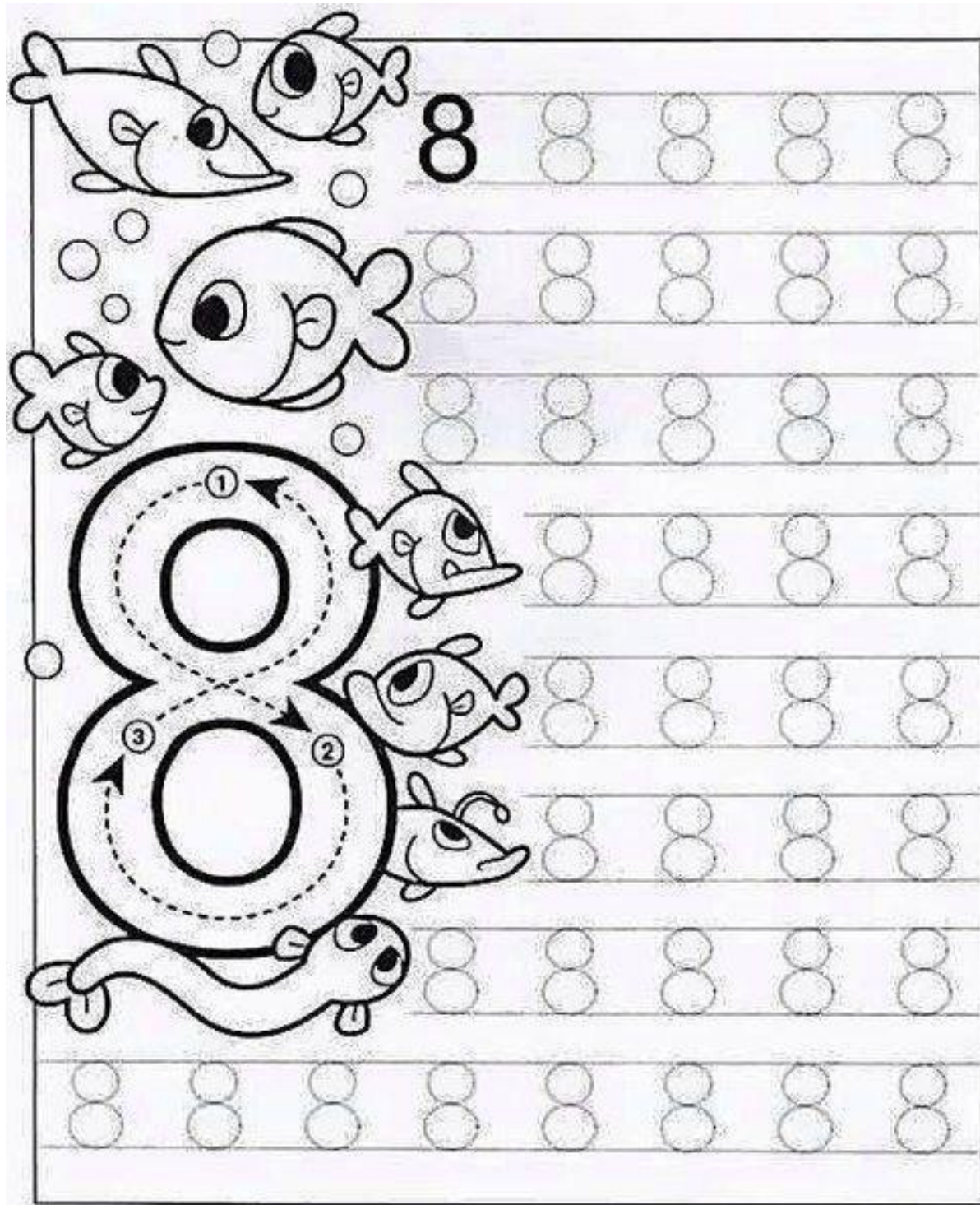
Count from 8 - 1 backwards (8, 7, 6, 5, 4, 3, 2, 1)

Count with them from 8 - 1 and thereafter let them count from 8 - 1 four times on their own.

Write number 8

Write number "8" (Make a S like a snake. Loop back to make a 8)

Give them an example of what a 8 should look like by writing it on a paper for them, let them trace on the original one with 4 different colors and thereafter they should draw their own.






Addition Practice


*Give them examples of things that they like and let them add it up.
For example sweets, toys etc.*




Examples: $1+1 =$ $1+2 =$ $1+3 =$ $1+4 =$ $1+5 =$




Plus +



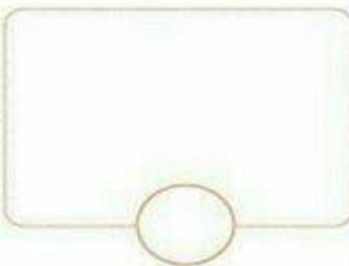
count , write and find the answer

 +  = 

1 

 +  = 

 +  = 

 +  = 

TUESDAY 12/05/2020

Count from 1 - 30

Count with them from 1 - 30 and thereafter let them count from 1 - 30 four times on their own.

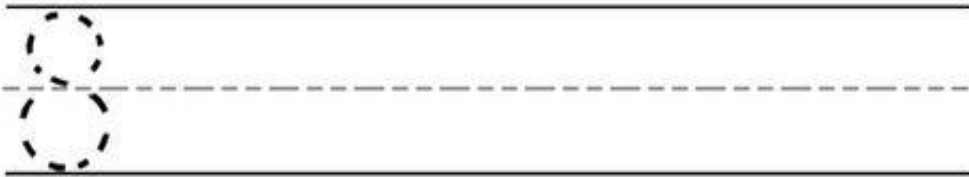
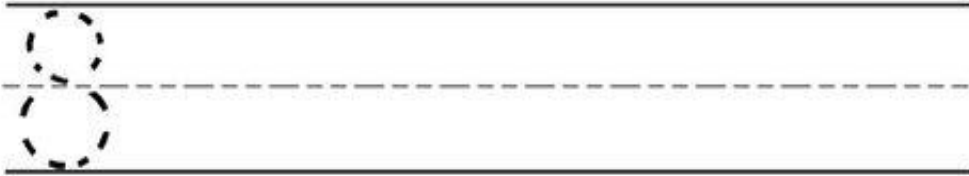

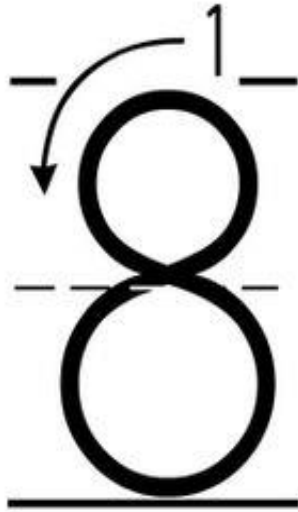
Count from 8 - 1 backwards (8, 7, 6, 5, 4, 3, 2, 1)

Count with them from 8 - 1 and thereafter let them count from 8 - 1 four times on their own.

Write number 8

Write number "8" (Make a S like a snake. Loop back to make a 8)

Give them an example of what a 8 should look like by writing it on a paper for them, let them trace on the original one with 4 different colors and thereafter they should draw their own




Count and color







Count and color the correct number.

Under the Sea Name _____

Count and Color



How many? Write the number.

	<input type="text"/>		<input type="text"/>		<input type="text"/>
	<input type="text"/>		<input type="text"/>		<input type="text"/>

Graphics © StickyFootStudio.com © ABC Helping Hands

WEDNESDAY 13/05/2020

Count from 1 - 30

Count with them from 1 - 30 and thereafter let them count from 1 - 30 four times on their own.

Count from 8 - 1 backwards (8, 7, 6, 5, 4, 3, 2, 1)

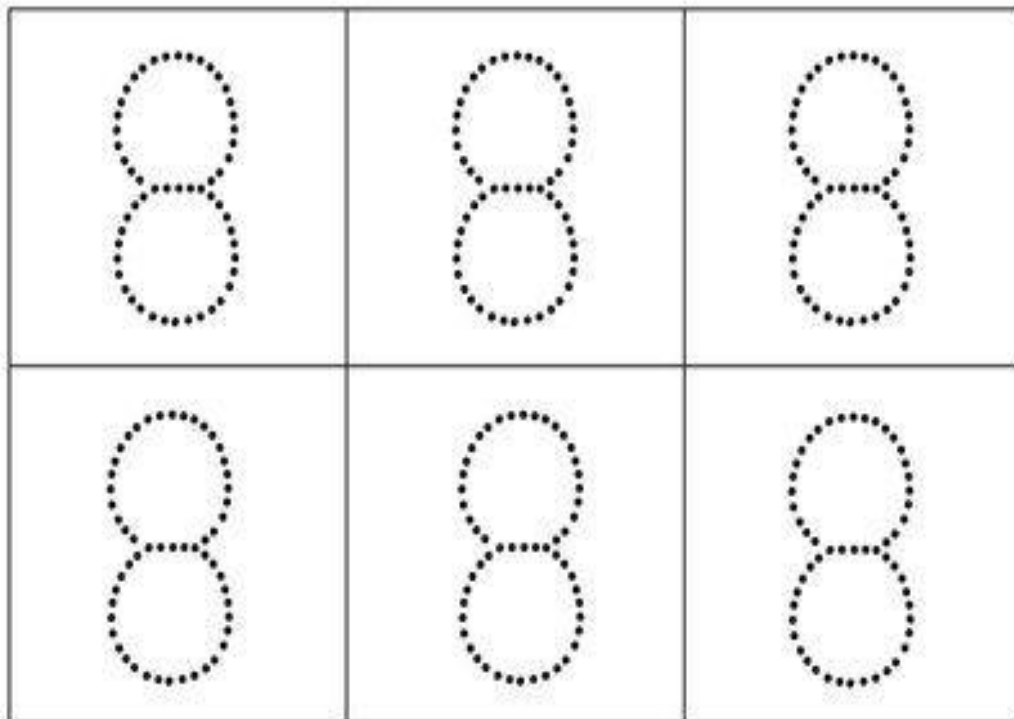
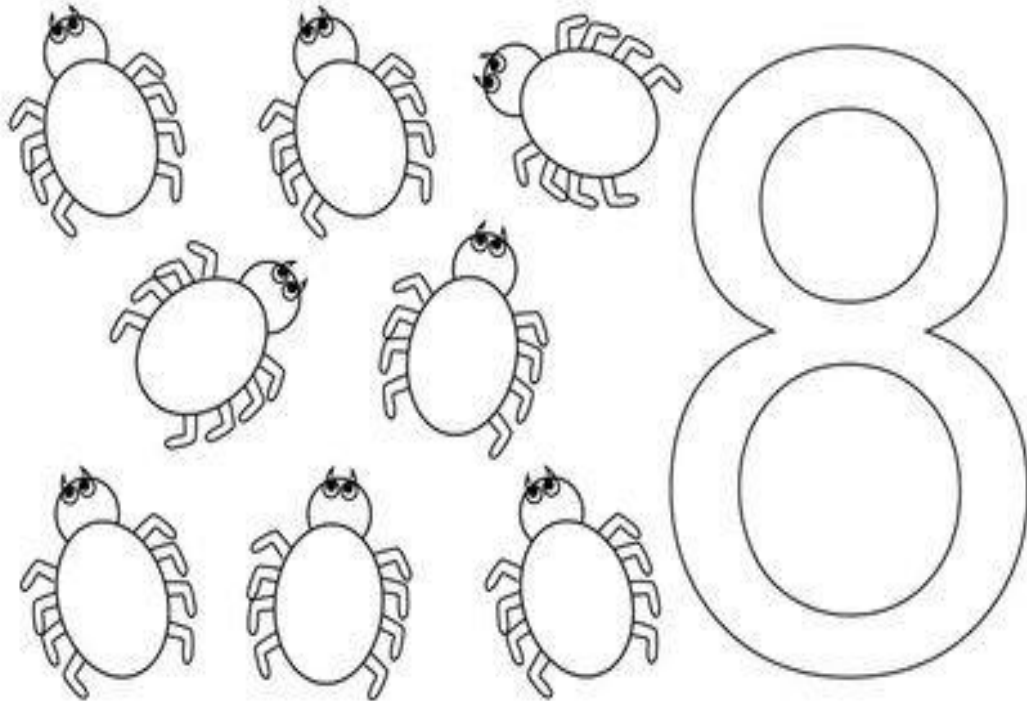
Count with them from 8 - 1 and thereafter let them count from 8 - 1 four times on their own.

Write number 8

Write number "8" (Make a S like a snake. Loop back to make a 8)

Give them an example of what a 8 should look like by writing it on a paper for them, let them trace on the original one with 4 different colors and thereafter they should draw their own.


Number 8- Count and Trace



Count and Match

Count the numbers and connect them to each other.

Match the Numbers

1		2
3		4
5		8
7		3
8		6
9		10
10		1
2		5
4		9
6		7

THURSDAY 14/05/2020

Count from 1 - 30

Count with them from 1 - 30 and thereafter let them count from 1 - 30 four times on their own.

Count from 8 - 1 backwards (8, 7, 6, 5, 4, 3, 2, 1)

Count with them from 8 - 1 and thereafter let them count from 8 - 1 four times on their own.

Write number 8

Write number "8" (Make a S like a snake. Loop back to make a 8)

Give them an example of what a 8 should look like by writing it on a paper for them, let them trace on the original one with 4 different colors and thereafter they should draw their own

Writing the Number

8

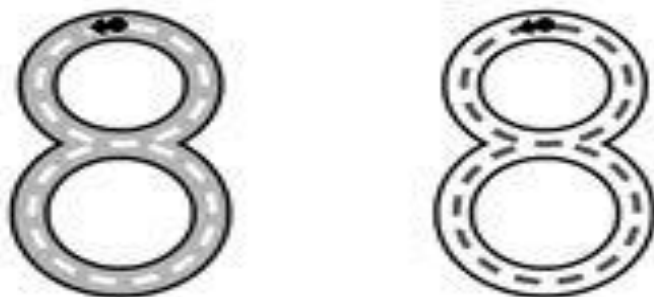
1

Count the number of balls then color them.



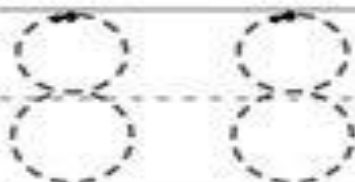
2

Draw a line starting from the dot following the direction of the arrow.



3

Trace the number 8 on the lines below, then write it yourself.



Circle the 8 / Number scramble

Look for all the number 8's and circle them.

Give them a paper full of numbers from 1 - 10, make sure you repeat the number 8 a lot of times, they must look for all the 8's and circle all of them.

Circle the number eight.

8

7

1

8

5

2

3

9

8

7

4

8

5

1

3

5

2

8

FRIDAY 15/05/2020

Count from 1 - 30

Count with them from 1 - 30 and thereafter let them count from 1 - 30 four times on their own.


Count from 8 - 1 backwards (8, 7, 6, 5, 4, 3, 2, 1)

Count with them from 8 - 1 and thereafter let them count from 8 - 1 four times on their own.

Write number 8

Write number "8" (Make a S like a snake. Loop back to make a 8)

Give them an example of what a 8 should look like by writing it on a paper for them, let them trace on the original one with 4 different colors and thereafter they should draw their own



Fill in the missing numbers

Fill in the missing numbers from 1 - 10

Name _____

Fill In Even Numbers

Count to 20. Fill in the missing **EVEN** numbers.

1		3		5
	7		9	
11		13		15
	17		19	

LIFE SKILLS - WEEK 4

DAILY REVISION OF:

- Name & surname, mommy/daddy's phone number, address, birthday, person responsible for picking you up from school.
- Body Parts



hand



foot



ear



mouth



eyes



nose



arm



body




head

- Shapes

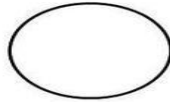
Recognizing Shapes

Name: _____


Color each shape



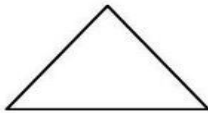
Square




Circle



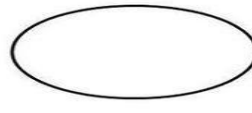
Rectangle



Triangle



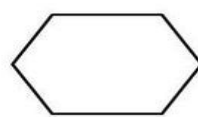
Diamond




Oval



Pentagon









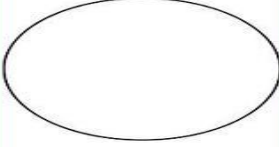


Hexagon



Star

- Colours

COLOURS IN ENGLISH		
 BLUE	 RED	 YELLOW
 ORANGE	 GREEN	 PURPLE
 PINK	 BLACK	 WHITE

BILINGUALKIDSPOT.COM

- Money



MONDAY 11/05/2020

- Revise all the body parts
- Complete the patterns (attached)
- Make a pattern of your own.
- Cut and paste 2 small circles and 3 big triangles.
- Cut and paste 2 different pictures of "GREEN" as well as any winter clothes.

TUESDAY 12/05/2020

- Revise all the body parts
- Complete the patterns (attached)
- Make a pattern of your own.
- Cut and paste 3 small circles and 2 big rectangles.
- Cut and paste 2 different pictures of "BLUE" as well as any dog.

WEDNESDAY 13/05/2020

- Revise all the body parts.
- Complete the patterns (attached)
- Make a pattern of your own.
- Cut and paste a small 8 and a big 8
- Cut and paste 2 different pictures of a house.

THURSDAY 14/05/2020

- Revise all the body parts.
- Complete the patterns.
- Make a pattern of your own.
- Cut and paste 2 pictures of horses.
- Cut and paste 2 pictures of trees.

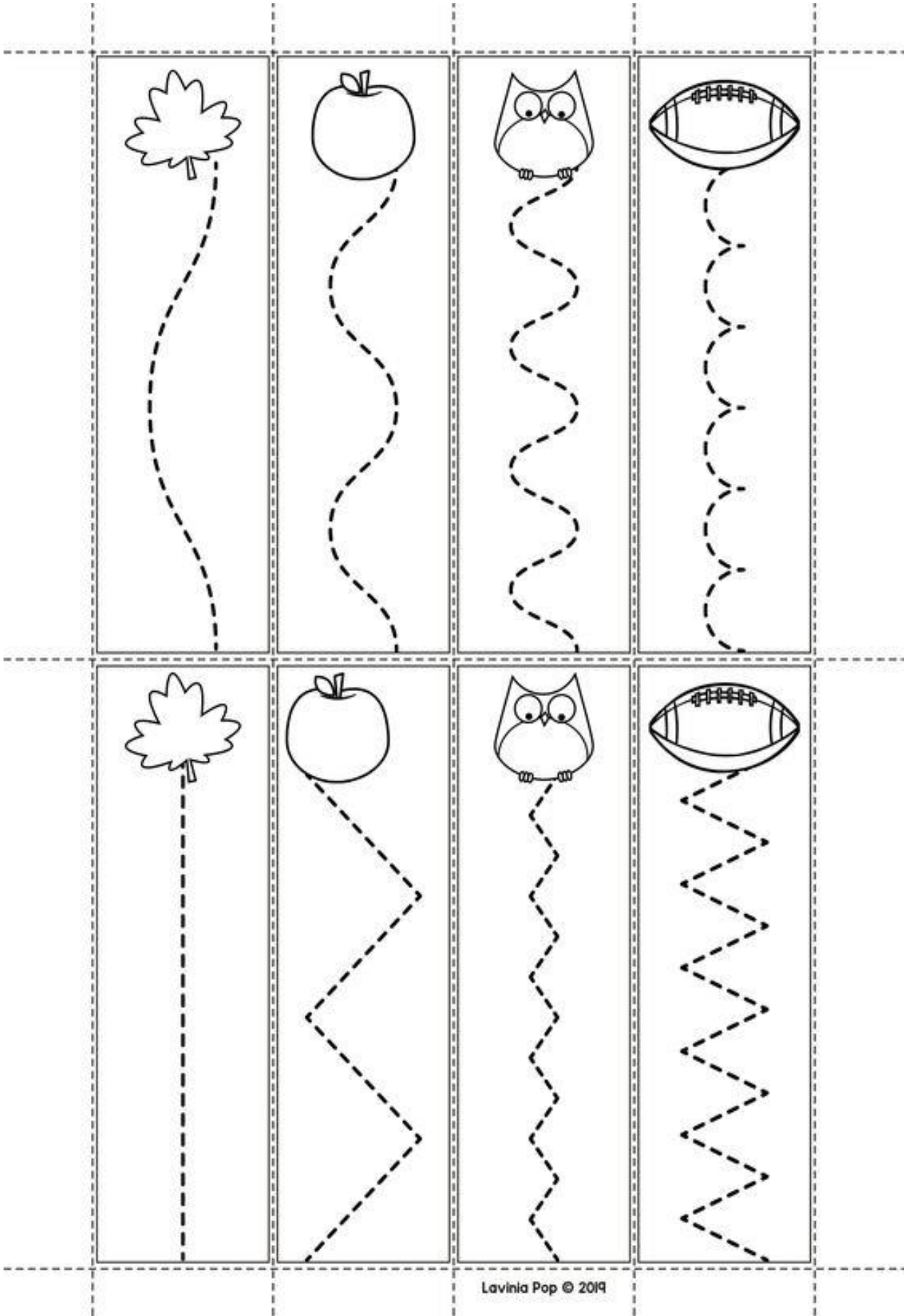
FRIDAY 15/05/2020

- Revise all the body parts
- Complete the patterns (attached)
- Make a pattern of your own.
- Cut and paste 1 rectangle small circles and 2 big circle.
- Cut and paste 2 different pictures of "PINK"

MONDAY

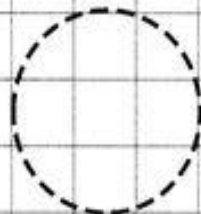
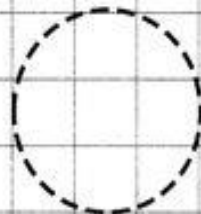
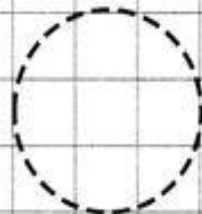
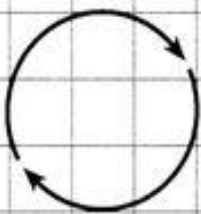



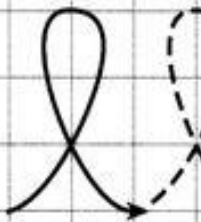

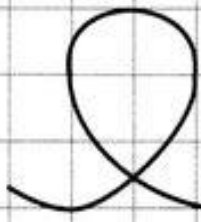
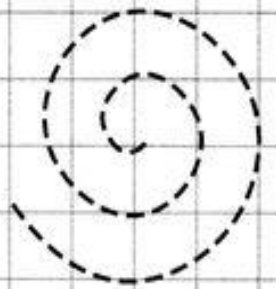
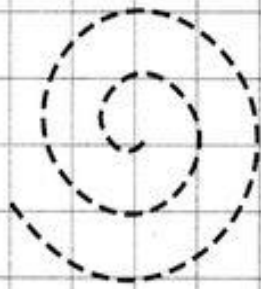
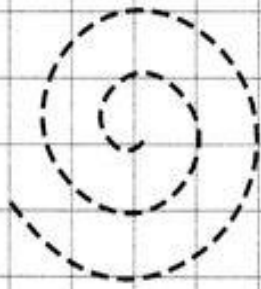
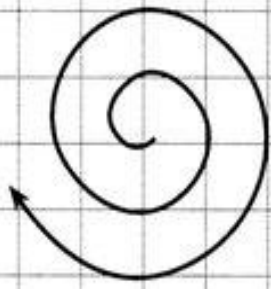
• Обведи линии.

22



TUESDAY


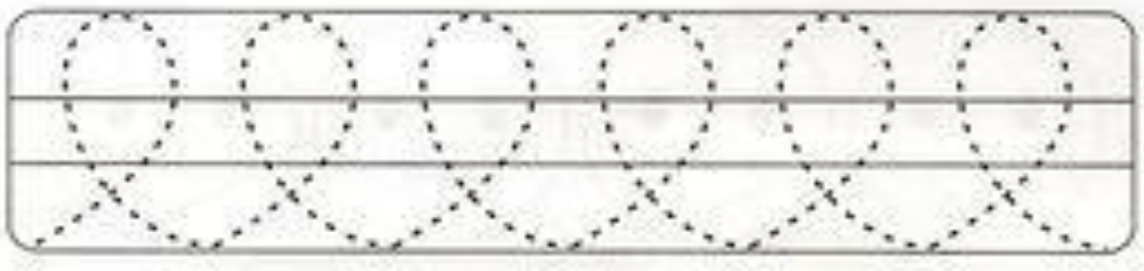


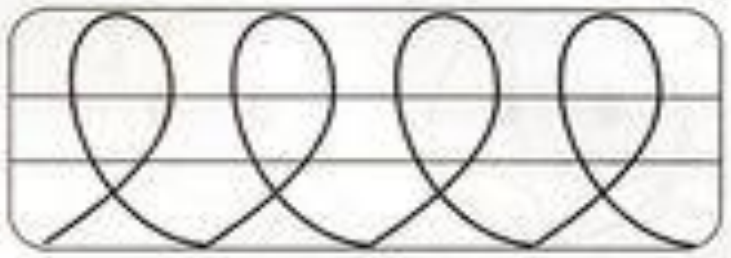

• Обведи линии и фигуры.



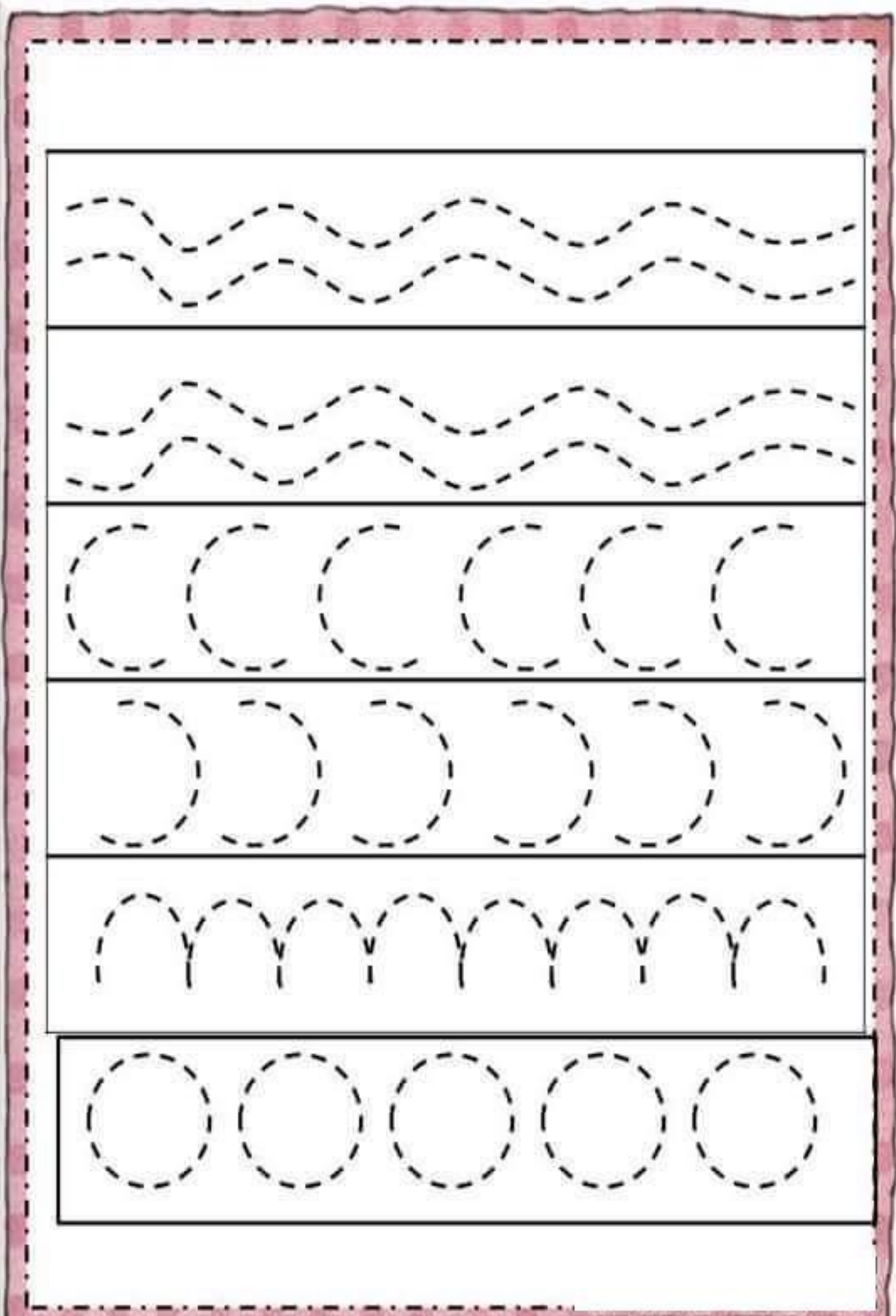
Completa i grafismi a spirale e circolari.

WEDNESDAY

Pre escritura!



Al primer pre escritura!



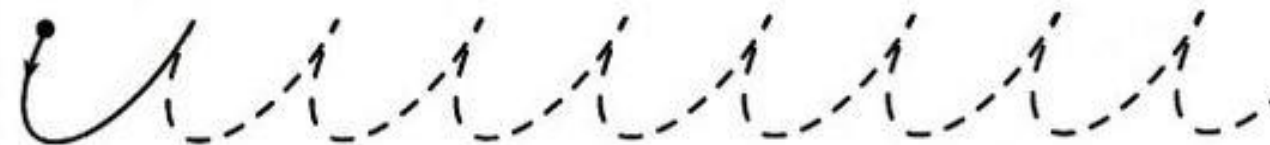

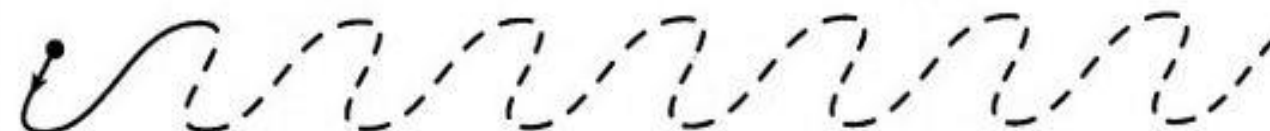

THURSDAY

Name _____

Tracing Patterns

Follow the lines with your pencil





• Обведи линии.

FRIDAY

Name:

