

GRADE R - A & B



WEEK 4 DAY 2 (TUESDAY)

HOMEWORK





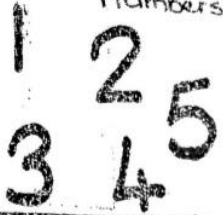




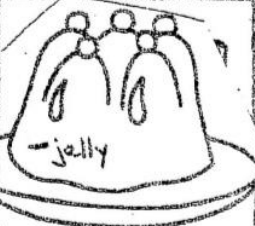


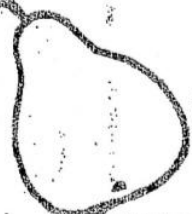


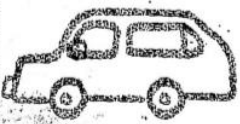




LANGUAGE & EMERGENT READING - WEEK 4

TUESDAY 05/05/2020

Daily Revision:

- Seasons
- Months
- Days
- Practice writing your name
- Calendar
- Phonics













	<p>ladder</p>	<p>leaf</p>	<p>lion</p>
	<p>helicopter</p>	<p>house</p>	<p>heart</p>
	<p>balloon</p>	<p>banana</p>	<p>bat</p>
	<p>kite</p>	<p>key</p>	<p>kettle</p>
	<p>ink</p>	<p>indian</p>	<p>igloo</p>
	<p>robot</p>	<p>rose</p>	<p>rocket</p>

n	 needle	 nest	Numbers 
m	 moon	 matches	 mushroom
j	 jug	 jelly	 jacket
p	 pencil	 pear	 pig
c	 cup	 car	 cat
o	 orange	 octopus	 owl

THEME DISCUSSION: WINTER

WHAT IS HIBERNATION?

Hibernation is the way that some animals deal with extremely cold and harsh winters. They find a safe place, curl up and sleep there until winter is over. Yes, they sleep for a veeerrrrryyyyy long time. When winter is over they get up and go looking for food. Some animals that hibernate are bears, snakes, groundhogs, bees, skunks and bats.


 moth	 bat	 bear	 bumble bees
 snail	 groundhog	 ladybug	 hedgehog
 dormouse	 garter snake	 ground squirrel	 box turtle

NEW LETTER m

We go down and up and around like n, but don't stop now let's do it again. That's how we write m.

- Sound it out
- Write it 10 times
- Draw a m picture

Color the picture



monkey



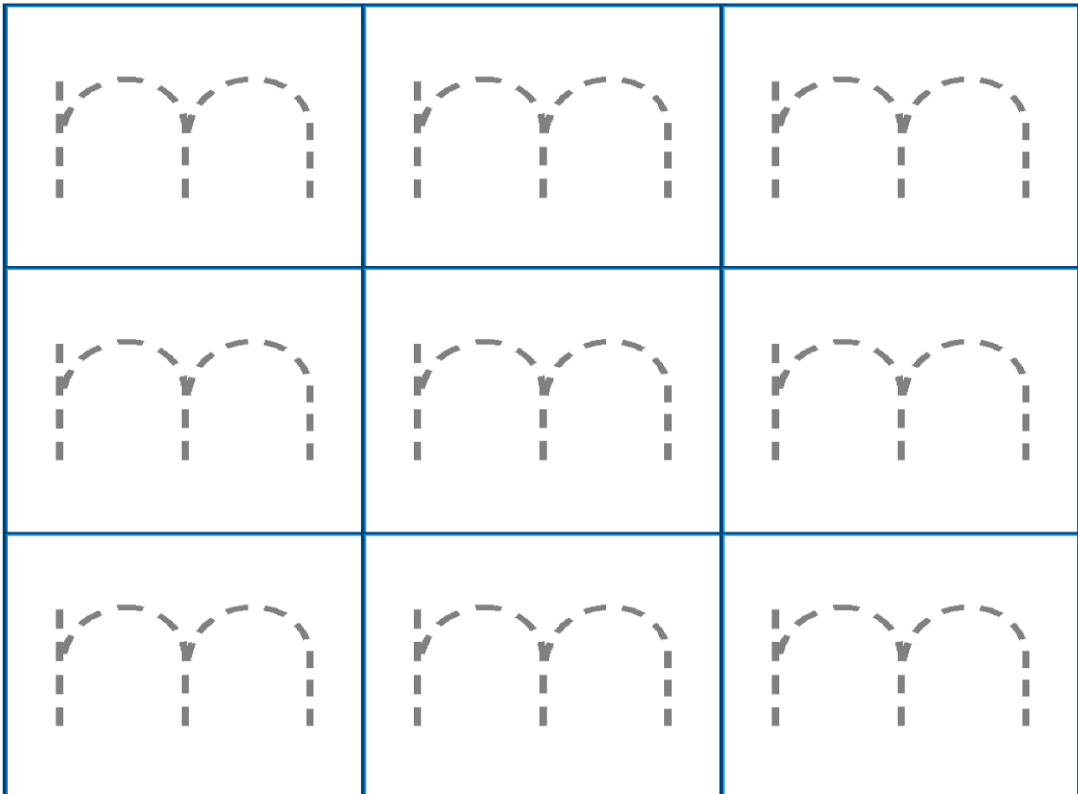
mouse



mango



Trace the letter



NUMERACY & LIFE SKILLS - WEEK 4

TUESDAY 05/05/2020

Count from 1 - 26

Count with them from 1 - 26 and thereafter let them count from 1 - 26 four times on their own.



Count from 7 - 1 backwards (7, 6, 5, 4, 3, 2, 1)

Count with them from 7 - 1 and thereafter let them count from 7 - 1 four times on their own.

Write number 7

Write number "7" (Across the sky, then make a line down, you will make a seven every time)

Give them an example of what a 7 should look like by writing it on a paper for them, let them trace on the original one with 4 different colors and thereafter they should draw their own















seven

Count and color/choose the correct number box

Count the amount of objects and color/choose the correct amount.

Color with Math Worksheet 1

Count the number of stars and color the correct number ball. One answer is done for you :

LIFE SKILLS - WEEK 4

DAILY REVISION OF:

- Name & surname, mommy/daddy's phone number, address, birthday, person responsible for picking you up from school.
- Body Parts



hand



foot



ear



mouth



eyes



nose



arm



body



head

- Shapes


Recognizing Shapes

Name: _____


Color each shape



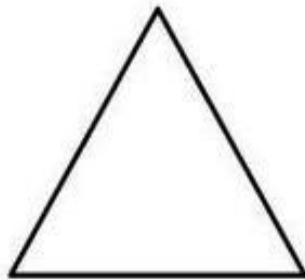
Square




Circle



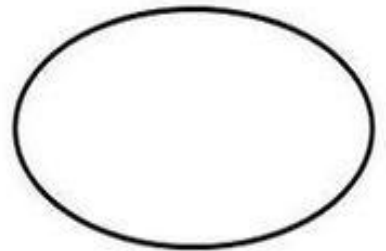
Rectangle




Triangle



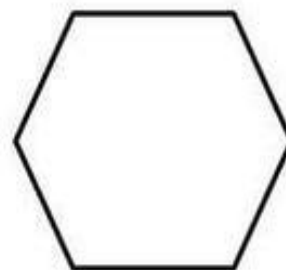
Diamond



Oval



Pentagon



Hexagon



Star

- Colours

COLORS

Look and learn

blue

red

yellow

green

orange

black

white

pink

purple

brown

gray

bilgeceingilizce.weebly.com

The poster features a blue banner at the top with the word 'COLORS' in white, bold, sans-serif capital letters. On either side of the banner are cartoon characters: a blue character with a yellow cone on its head and a red bow, and a blue character with a yellow cone on its head and a pink bow. Below the banner, the text 'Look and learn' is centered. The main content consists of ten rows of colorful splashes, each with a simple face and a label below it. The colors are: blue, red, yellow, green, orange, black, white, pink, purple, brown, and gray. At the bottom, there are two more cartoon characters: an orange one with a yellow cone and a green one with a yellow cone. The website address 'bilgeceingilizce.weebly.com' is printed at the bottom center.

- Money



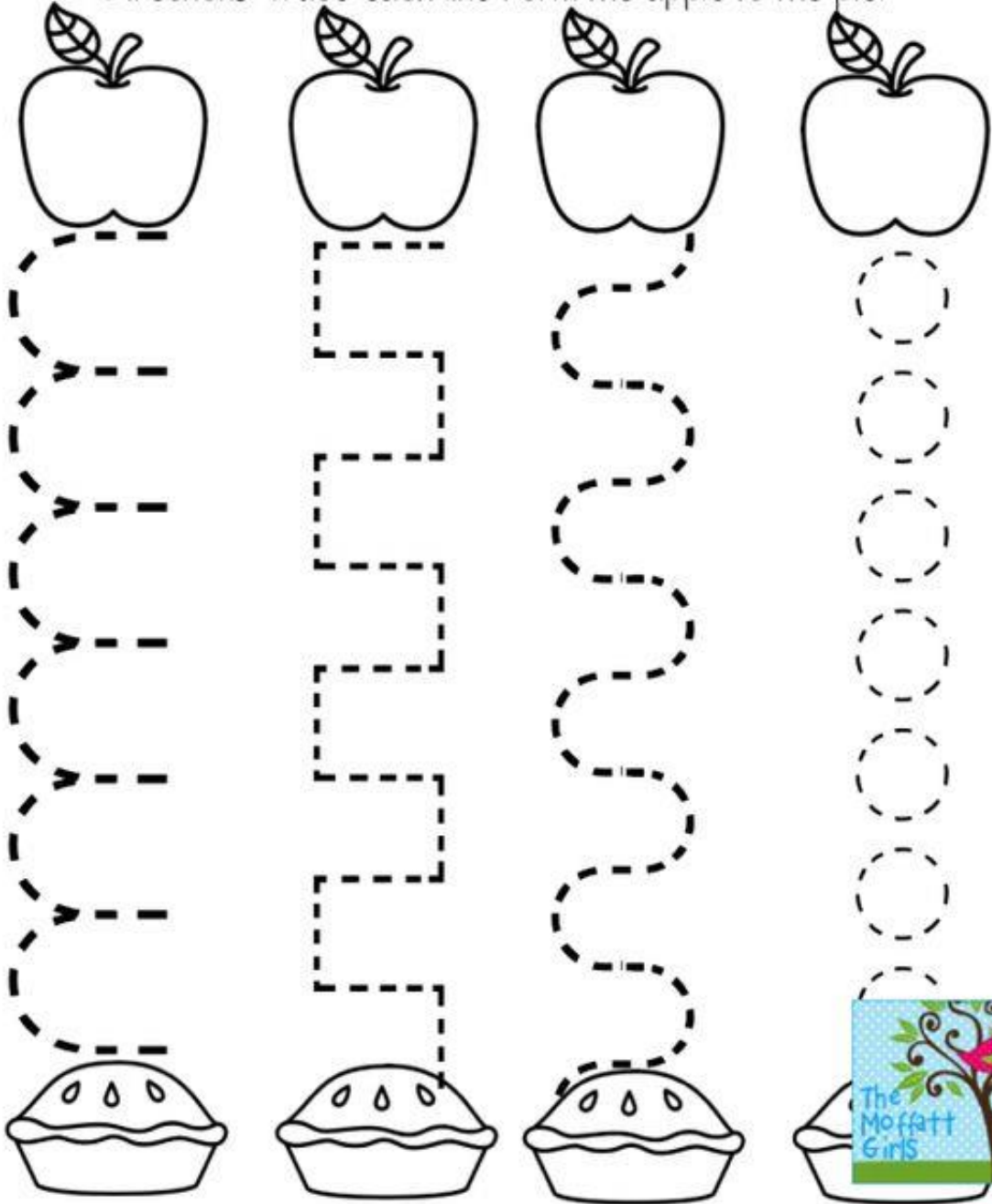
TUESDAY 05/05/2020

- Revise all the body parts
- Complete the patterns (attached)
- Identify the picture that is different in each row.
- Make a pattern of your own.
- Cut and paste 3 small circles and 2 big rectangles.
- Cut and paste 2 different pictures of "GREEN" as well as any animal

Name: _____

Tracing Practice I

Directions: Trace each line from the apple to the pie.



Name: _____

Same or Different?

Cross out the picture that is different from the rest.

