



GRADE R - A & B



WEEK 4 DAY 5 (FRIDAY)

HOMEWORK




LANGUAGE & EMERGENT READING - WEEK 4

FRIDAY 08/052020


DAILY REVISION:

- Seasons of the year
- Months of the year
- Days of the week
- Write your name
- Phonics revision

l



ladder

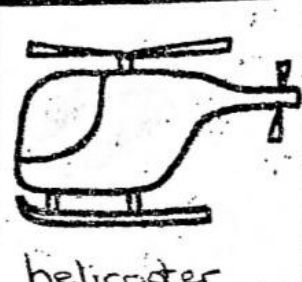


leaf



lion


h



helicopter



house



heart

b



balloon



banana

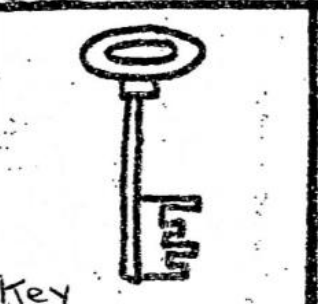


bat

k



kite



key



kettle

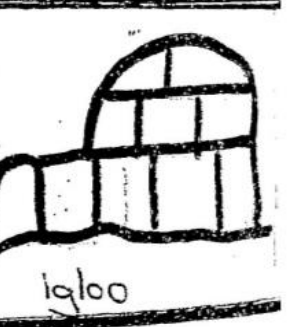
i



ink




indian



igloo

r





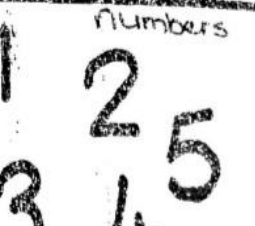

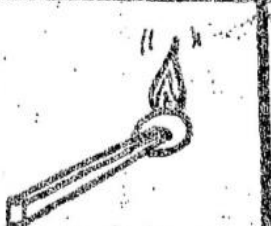



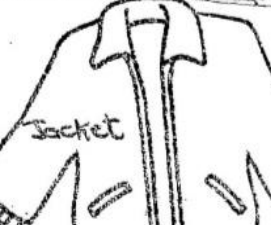

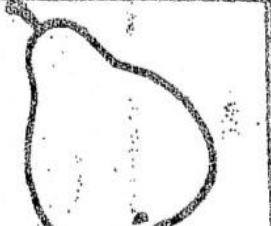


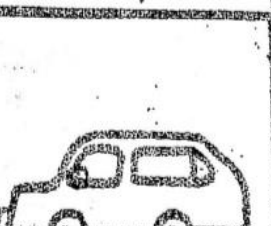




robot



rose



rocket

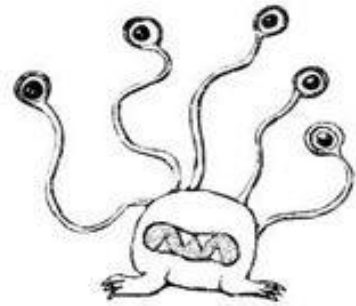
n	 <p>needle</p>	 <p>nest</p>	<p>Numbers</p> 
m	 <p>moon</p>	 <p>matches</p>	 <p>mushroom</p>
j	 <p>jug</p>	 <p>jelly</p>	 <p>jacket</p>
p	 <p>pencil</p>	 <p>pear</p>	 <p>pig</p>
c	 <p>cup</p>	 <p>car</p>	 <p>cat</p>
o	 <p>orange</p>	 <p>octopus</p>	 <p>owl</p>

NEW LETTER m



Name: _____

Mm



monster

M	M	M	M	M
M	M	M	M	M

m	m	m	m	m
m	m	m	m	m


MOTHERS DAY ART ACTIVITY: DRAW A FLOWER





M is for Mom!

Blank handwriting practice lines consisting of a solid top line, a dashed middle line, and a solid bottom line.



NUMERACY & LIFE SKILLS - WEEK 4

FRIDAY 08/05/2020

Count from 1 - 30

Count with them from 1 - 30 and thereafter let them count from 1 - 30 four times on their own.

Count from 7 - 1 backwards (7, 6, 5, 4, 3, 2, 1)

Count with them from 7 - 1 and thereafter let them count from 7 - 1 four times on their own.



Write number 7

Write number "7" (Across the sky, then make a line down, you will make a seven every time)

Give them an example of what a 7 should look like by writing it on a paper for them, let them trace on the original one with 4 different colors and thereafter they should draw their own

Name _____ Date _____

7

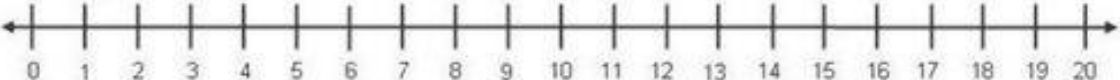
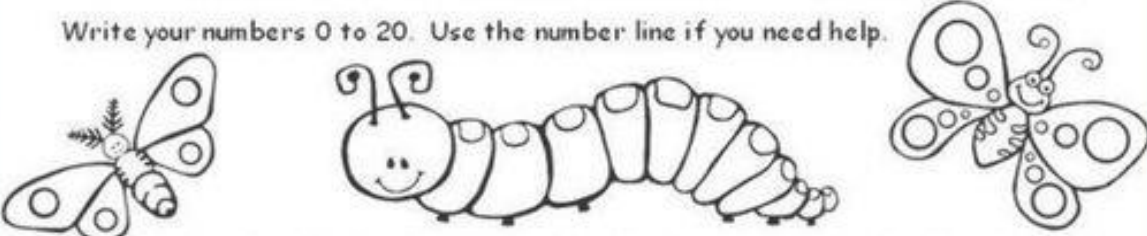


Fill in the missing numbers


Fill in the missing numbers from 1 - 10


Name _____ Date _____

Write your numbers 0 to 20. Use the number line if you need help.



	1			4
--	---	--	--	---






--	--	--	--	--

			13		
--	--	--	----	--	--

16				
----	--	--	--	--



© 2016 Sherry Clements. All Rights Reserved. Single classroom use only. Multiple use license available.

LIFE SKILLS - WEEK 4

DAILY REVISION OF:

- Name & surname, mommy/daddy's phone number, address, birthday, person responsible for picking you up from school.
- Body Parts



hand



foot



ear



mouth



eyes



nose



arm



body



head

- Shapes


Recognizing Shapes

Name: _____


Color each shape



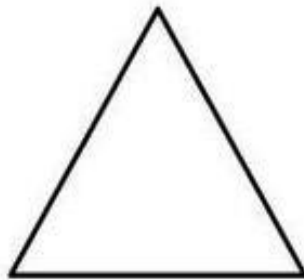
Square




Circle



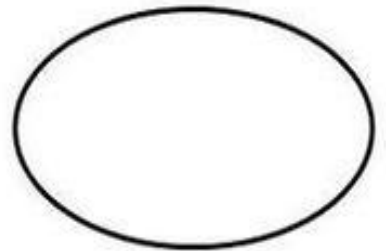
Rectangle




Triangle



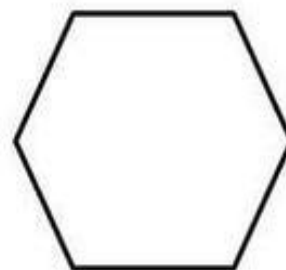
Diamond



Oval



Pentagon



Hexagon



Star

- Colours

COLORS

Look and learn

blue

red

yellow

green

orange

black

white

pink

purple

brown

gray

bilgeceingilizce.weebly.com

The poster features a blue banner at the top with the word 'COLORS' in white, bold, sans-serif capital letters. On either side of the banner are cartoon characters: a blue character with a yellow cone on its head and a red bow, and a blue character with a yellow cone on its head and a pink bow. Below the banner, the text 'Look and learn' is centered. The main content consists of ten rows of colorful splashes, each with a simple face and a label below it. The colors are: blue, red, yellow, green, orange, black, white, pink, purple, brown, and gray. At the bottom, there are two more cartoon characters: an orange one with a yellow cone and a green one with a yellow cone. The website address 'bilgeceingilizce.weebly.com' is printed at the bottom center.

- Money


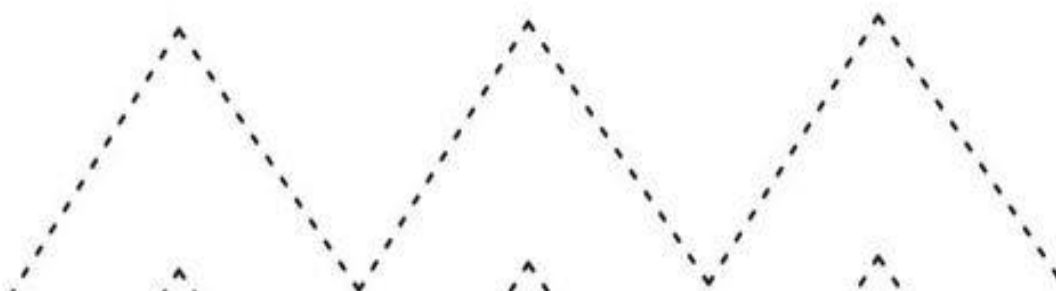



FRIDAY 08/05/2020

- Revise all the body parts
- Complete the patterns (attached)
- Identify the picture that is different in each row.
- Make a pattern of your own.
- Cut and paste 2 small circles and 1 big circle.
- Cut and paste 2 different pictures of "YELLOW"

Name: _____

Trace the broken lines.



Name: _____

Same or Different?

Cross out the picture that is different from the rest.

