




GRADE R - A & B



WEEK 5 DAY 1 (MONDAY)

HOMEWORK




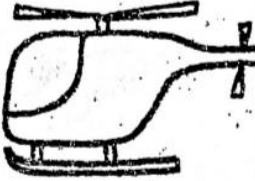


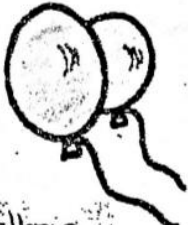





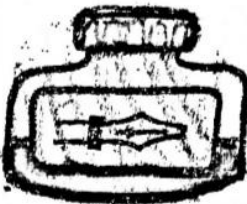

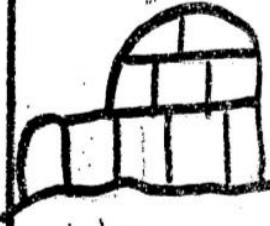







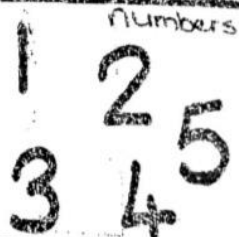




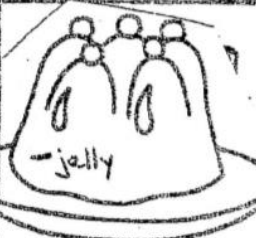










LANGUAGE WEEK 5

MONDAY 11 MAY 2020


DAILY REVISION OF:

- Learn your address and phone number
- Write your surname five times
- Phonics (l-y)

l	 ladder	 leaf	 lion
h	 helicopter	 house	 heart
b	 balloon	 banana	 bat
k	 Kite	 Key	 Kettle
i	 ink	 indian	 igloo
r	 robot	 rose	 rocket

n	 <p>needle</p>	 <p>nest</p>	<p>Numbers</p> 
m	 <p>moon</p>	 <p>matches</p>	 <p>mushroom</p>
j	 <p>jug</p>	 <p>jelly</p>	 <p>jacket</p>
p	 <p>pencil</p>	 <p>pear</p>	 <p>pig</p>
c	 <p>cup</p>	 <p>car</p>	 <p>cat</p>
o	 <p>orange</p>	 <p>octopus</p>	 <p>ow</p>


a



apple




ambulance




axe

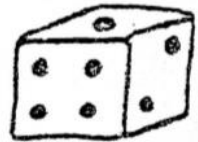
d



dog




dinosaur



dice


g



gate



gun

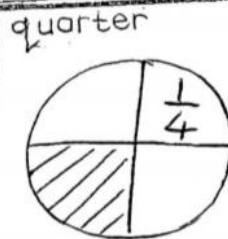


grapes

q



queen



quarter

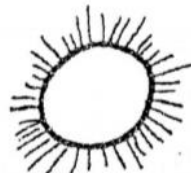


quack

s



snail



sun



strawberry

f












fish



frog



fire

e	 egg	 elephant	 eye
u	 umbrella	 up	 under
y	 yatch	 yolk	 yellow

THEME DISCUSSION: OCEAN ANIMALS

Did you know that almost three quarters of the Earth's surface is covered by oceans? There are many amazing animals that live in the ocean. Some are huge and some are tiny. Animals that live in the oceans are dolphins, whales, sharks, starfish, jelly fish and many more.

Today let's look at some vocabulary.



clownfish



jellyfish



sea turtle



seal



octopus

Ocean Words

shell



wave



seaweed



whale




starfish



seahorse



dolphin



jellyfish



fish



octopus



crab



shark



NEW LETTERS: j and p



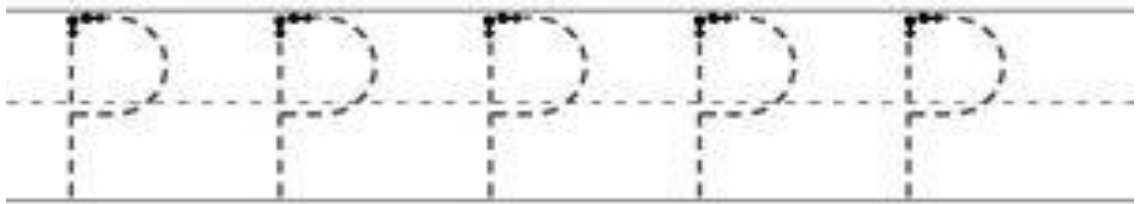
Down, down then hook. This is j just have a look.

Jellyfish


Down, down, up, up and around you go. To make a p is easy you know.

P is for Penguin.

Trace the letters and then write it yourself.



EMERGENT READING: yellow



STORY TIME:

Let's listen to the story 'Commotion in the ocean.'

NUMERACY & LIFE SKILLS - WEEK 5

MONDAY 11/05/2020

Count from 1 - 20

Count with them from 1 - 20 and thereafter let them count from 1 - 20 four times on their own.

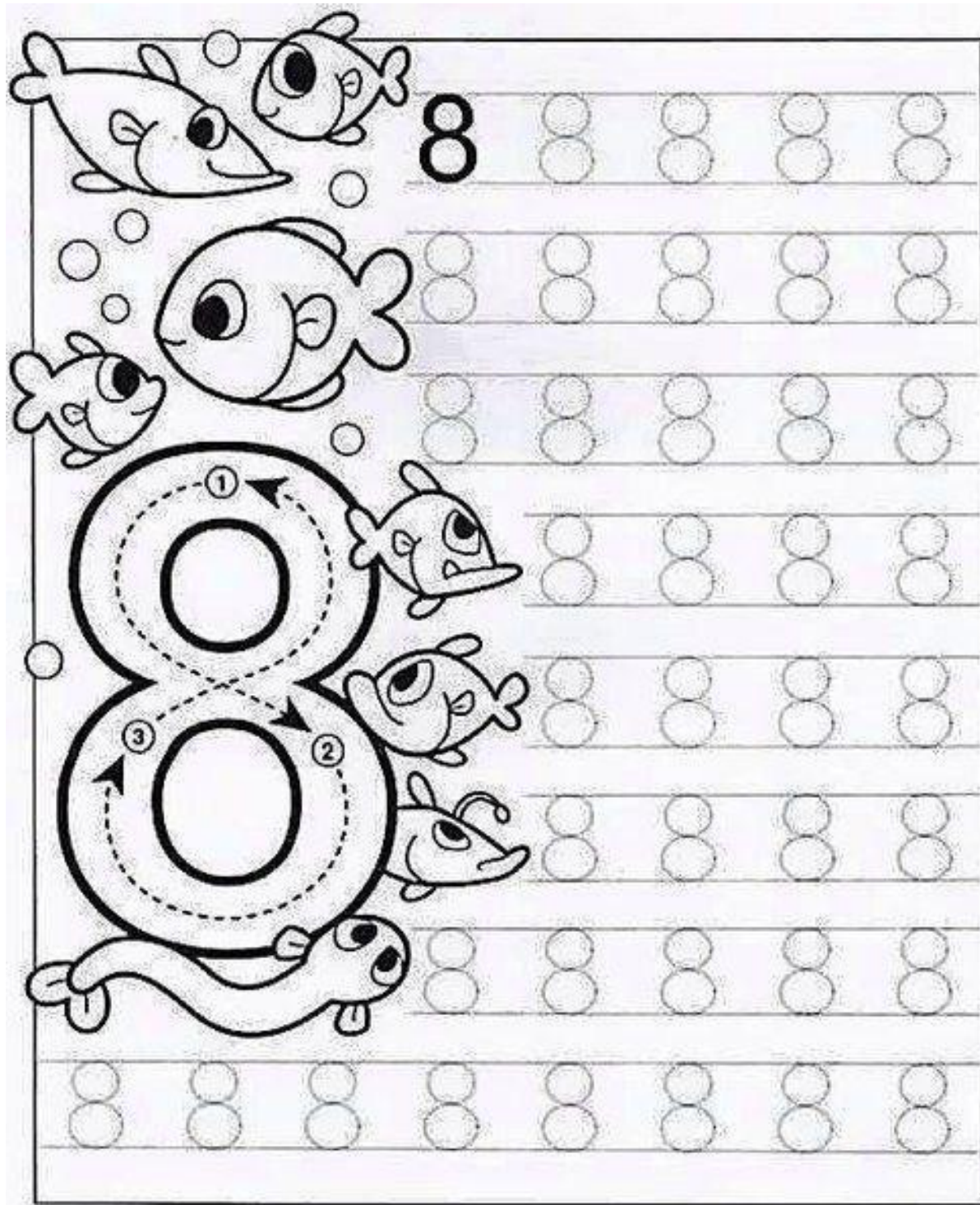
Count from 8 - 1 backwards (8, 7, 6, 5, 4, 3, 2, 1)

Count with them from 8 - 1 and thereafter let them count from 8 - 1 four times on their own.

Write number 8

Write number "8" (Make a S like a snake. Loop back to make a 8)

Give them an example of what a 8 should look like by writing it on a paper for them, let them trace on the original one with 4 different colors and thereafter they should draw their own.












Addition Practice

Give them examples of things that they like and let them add it up.
For example sweets, toys etc.

Examples: $1+1 =$ $1+2 =$ $1+3 =$ $1+4 =$ $1+5 =$

4

Plus +
count , write and find the answer

 1 	+	 <input type="text"/>	=	<input type="text"/> <input type="text"/>
 <input type="text"/>	+	 <input type="text"/>	=	<input type="text"/> <input type="text"/>
 <input type="text"/>	+	 <input type="text"/>	=	<input type="text"/> <input type="text"/>
 <input type="text"/>	+	 <input type="text"/>	=	<input type="text"/> <input type="text"/>

LIFE SKILLS - WEEK 5

DAILY REVISION OF:

- Name & surname, mommy/daddy's phone number, address, birthday, person responsible for picking you up from school.
- Body Parts



hand



foot



ear



mouth



eyes



nose



arm



body




head

- Shapes


Recognizing Shapes

Name: _____


Color each shape



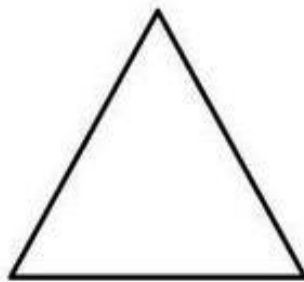
Square




Circle



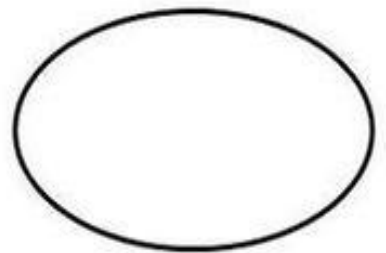
Rectangle




Triangle



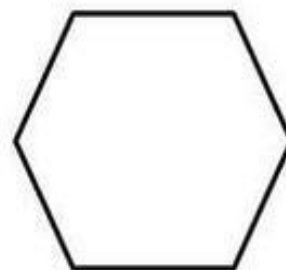
Diamond



Oval



Pentagon



Hexagon



Star

- Colours

COLORS

Look and learn

blue

red

yellow

green

orange

black

white

pink

purple

brown

gray

bilgeceingilizce.weebly.com

The poster features a blue banner at the top with the word 'COLORS' in white, bold, sans-serif capital letters. On either side of the banner are cartoon characters: a blue character with a yellow cone on its head and a red bow, and a blue character with a yellow cone on its head and a pink bow. Below the banner, the text 'Look and learn' is centered. The main content consists of ten rows of color-coded splashes, each with a smiling face and a wavy mouth. The colors are: blue, red, yellow, green, orange, black, white, pink, purple, brown, and gray. The labels for these colors are written below each splash in the same color as the splash itself. At the bottom of the poster, there are two more cartoon characters: an orange one with a yellow cone and a green one with a yellow cone. In the center of the bottom is the website address 'bilgeceingilizce.weebly.com'.

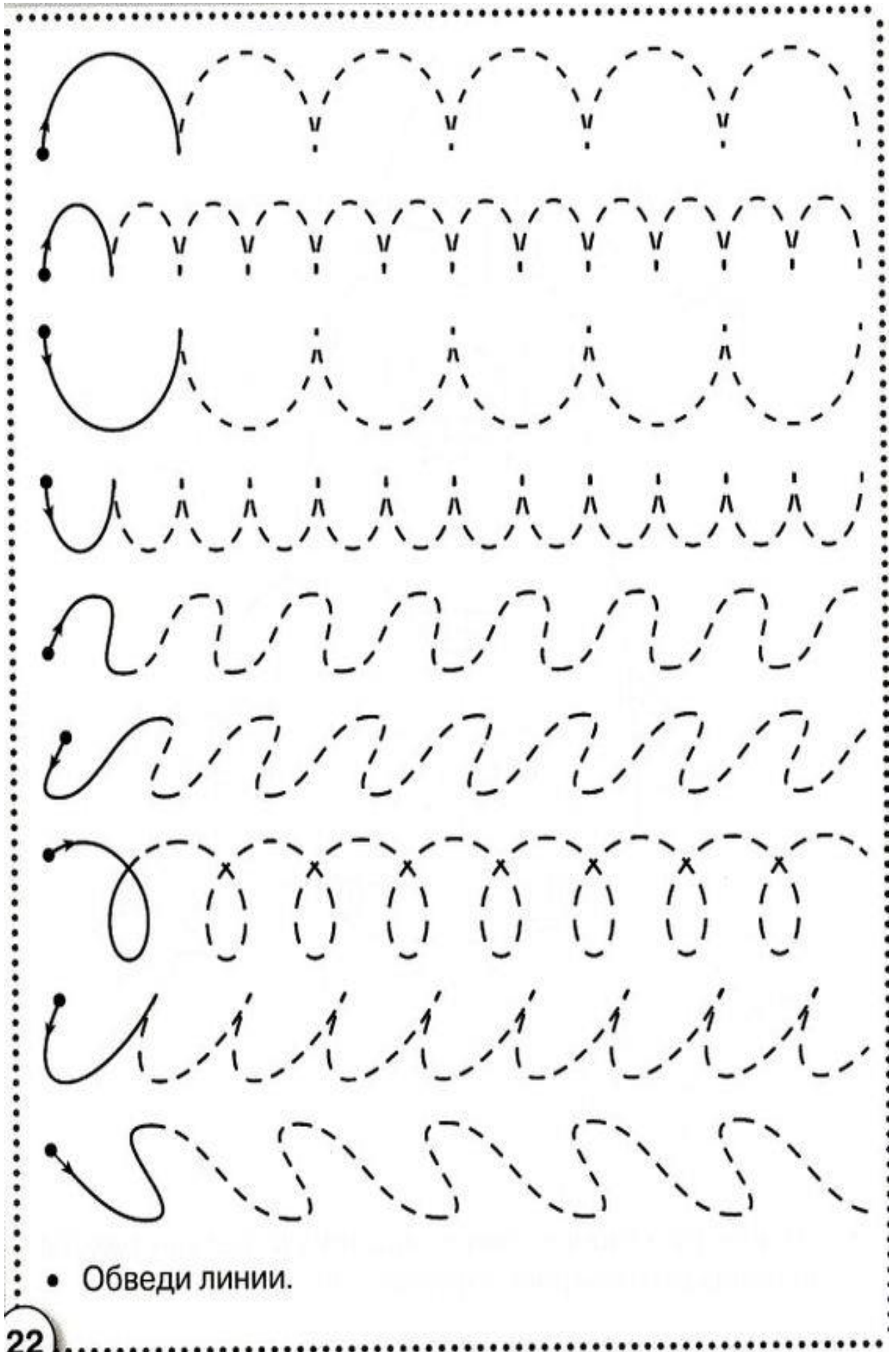
- Money



MONDAY 11/05/2020

- Revise all the body parts
- Complete the patterns (attached)
- Make a pattern of your own.
- Cut and paste 2 small circles and 3 big triangles.

Cut and paste 2 different pictures of "GREEN" as well as any winter clothes



• Обведи линии.

