

GRADE R - A & B



WEEK 8

DAY 1 (MONDAY)

HOMEWORK



LANGUAGE WEEK 8

MONDAY 01 JUNE 2020

DAILY REVISION OF:

- Phonics (Busy bee book)
- Write your name and surname three times
- Practice your address and telephone number

INTRODUCTION OF NEW LETTERS:

Now a is short and fat and small. Go round, then up and down that's all.

a for apple a for ant a for astronaut

Color the picture



bee



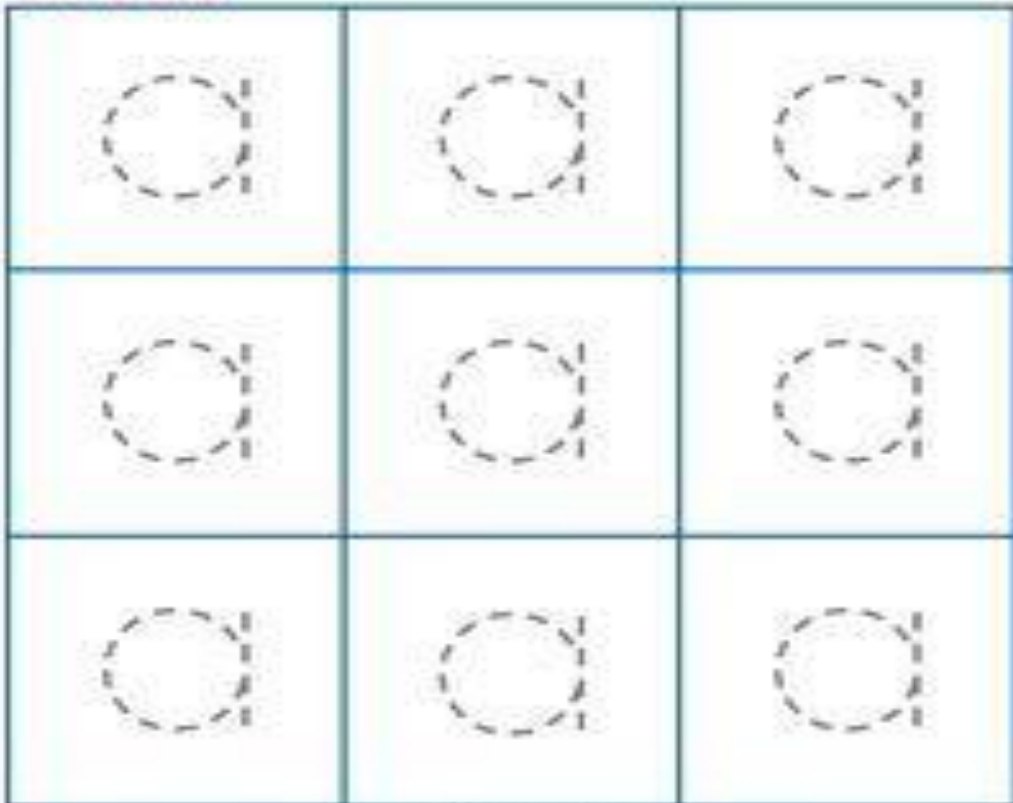
apple



alligator




Trace the letter



www.megaalphabet.com

Go round and up, up and long. This d is straight and strong.
d for duck d for drum d for dog



DOG

d d d d d

BEGINNING SOUNDS


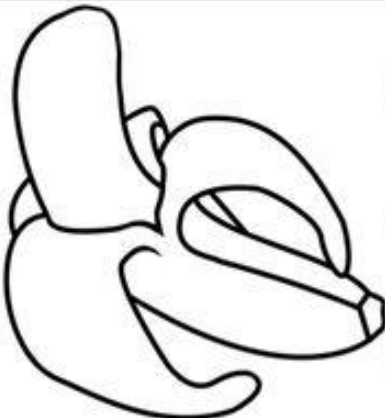

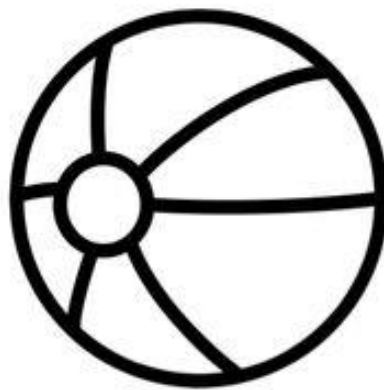
Look carefully at the picture. Sound out the word. Listen carefully to the sound and colour in the correct letter.

Name: _____

©Annie Moffatt@ The Moffatt Girls 2015

Sounds I

Directions: Say the name of each picture. Listen for the beginning sound.
Color or dot the correct letter.



READING COMPREHENSION.

Listen to the story and answer the questions.

Reading passage
featuring CVC words
& sight words:

Kids can color a
star each time
they read.



Name _____

My Cat Sam

Sam is my cat.
● ● ● ●

He is a black cat.
● ● ● ● ●

I see Sam on a mat.
● ● ● ● ● ●

He likes to nap.
● ● ● ●

I love my cat Sam.
● ● ● ● ●



cat rat jam sad bag tap

READ AND REVIEW:

 Sam is a: _____

He likes to: _____

Sam is: a. white b. black c. orange d. red	Sam is on: a. a bed b. a rug c. a mat d. a cot
--	--

© 2011 First Edition by Scholastic Teaching Resources



CVC

words Read &
Review practice!



Comprehension
Questions!

NUMERACY & LIFE SKILLS - WEEK 8

MONDAY 01 JUNE 2020

Count from 1 - 30

Count with them from 1 - 30 and thereafter let them count from 1 - 30 four times on their own.


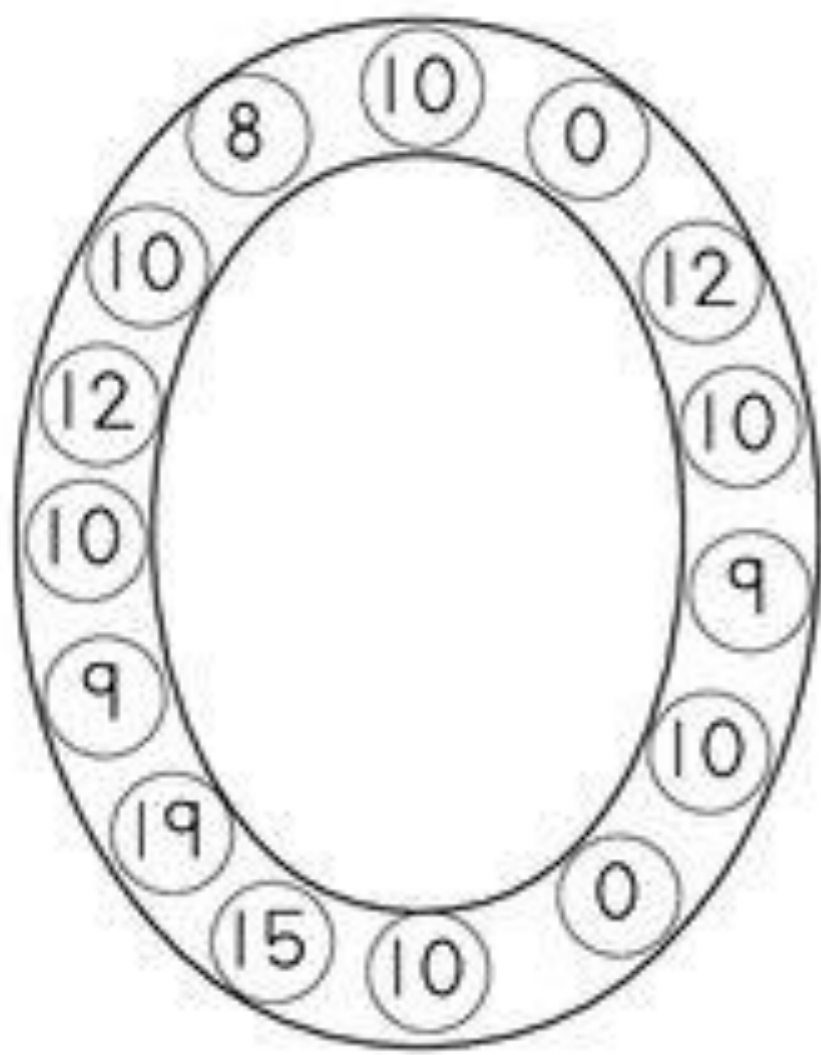
Count from 10 - 1 backwards (10, 9, 8, 7, 6, 5, 4, 3, 2, 1)

Count with them from 10 - 1 and thereafter let them count from 10 - 1 four times on their own.

Write number 10

Write number "10" (Straight line down. Then around with a grin. That's the way to make a 10)

Give them an example of what a 10 should look like by writing it on a paper for them, let them trace on the original one with 4 different colors and thereafter they should draw their own.



Addition Practice

Give them examples of things that they like and let them add it up. For example sweets, toys etc.

Examples: $1+1 =$ $1+2 =$ $1+3 =$ $1+4 =$ $1+5 =$

$+$ $=$	3
	4
	5

$+$ $=$	1
	2
	3

$+$ $=$	3
	2
	1

$+$ $=$	1
	2
	3

LIFE SKILLS - WEEK 8

DAILY REVISION OF:

- Body Parts (Busy Bee Book)
- Shapes (Busy Bee Book)
- Colors (Busy Bee Book)
- Money (Busy Bee Book)

MONDAY 01 JUNE 2020

Help mommy, daddy, granny or grandpa to fold a towel.

(Video to follow on Whatsapp group)