

GRADE R - A & B



WEEK 8

DAY 2 (TUESDAY)

HOMEWORK



LANGUAGE WEEK 8

TUESDAY 2 JUNE 2020

DAILY REVISION OF:

- Phonics (Busy bee book)
- Write your name and surname three times
- Practice your address and telephone number

INTRODUCTION OF NEW LETTERS:

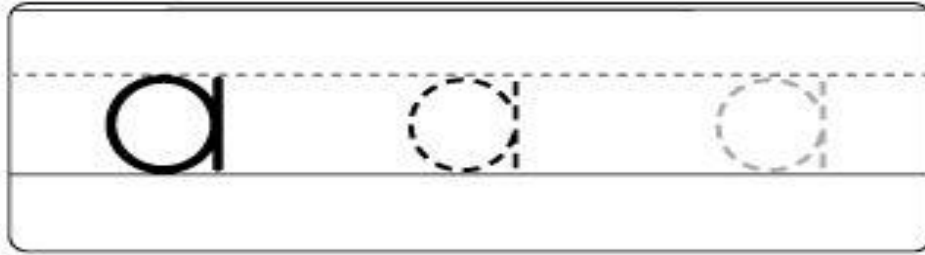
Now a is short and fat and small . Go round , then up and down that's all.

a for apple a for ant a for astronaut



Letter A Alphabet Tracing Worksheet
Lowercase Letter

Name _____



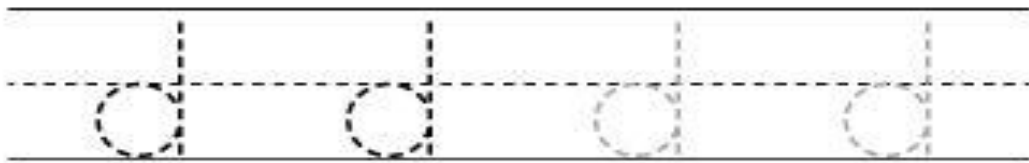
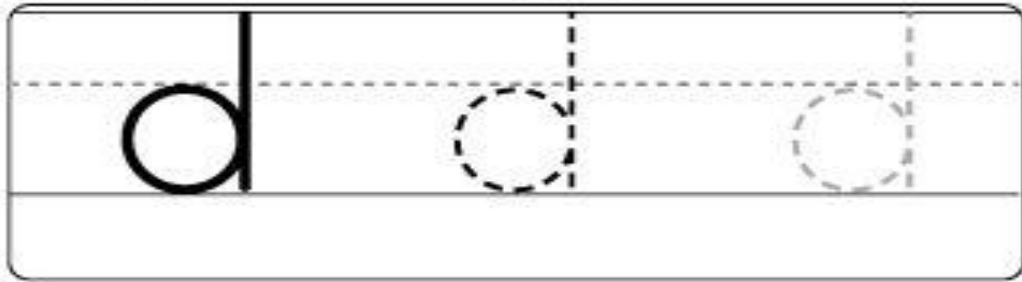
Now you try!

Go round and up, up and long. This d is straight and strong.
d for duck d for drum d for dog



Letter D Alphabet Tracing Worksheet Lowercase Letter

Name _____



Now you try!










BEGINNING SOUNDS

Look carefully at the picture. Sound out the word. Listen carefully to the sound and colour in the correct letter.

Name: _____

Practicing Letter Sounds


Say the name of the picture and circle the letter that matches the beginning sound.

 b c v	 q u t	 g d f
 o t v	 h e k	 x c r
 m p h	 n r w	 s z o

READING COMPREHENSION.

Listen to the story and answer the questions.

Name: _____



I Can Read Simple Sentences

Get Ready: **I** **see** **the**

I see the cat.

I see the pan.

I see the dam.

I see the bat.

I see the map.



Match the pictures with the words.



Read the sentences three times.

Copy your favorite sentence.

TUESDAY 02 JUNE 2020

Count from 1 - 30

Count with them from 1 - 30 and thereafter let them count from 1 - 30 four times on their own.

Count from 10 - 1 backwards (10, 9, 8, 7, 6, 5, 4, 3, 2, 1)

Count with them from 10 - 1 and thereafter let them count from 10 - 1 four times on their own.

Write number 10

Write number "10" (Straight line down. Then around with a grin. That's the way to make a 10)

Give them an example of what a 10 should look like by writing it on a paper for them, let them trace on the original one with 4 different colors and thereafter they should draw their own.

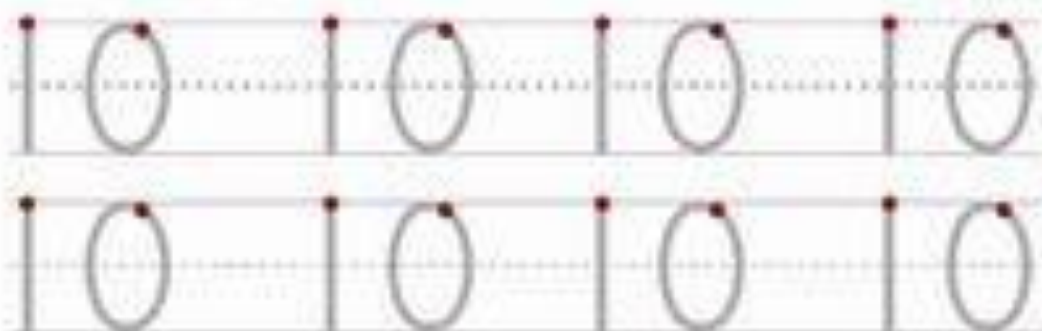


Name _____



ten

Trace the number 10:



Write the missing number:

1	2	3	4	5	6	7	8	9	
---	---	---	---	---	---	---	---	---	--

Color 10:

How many fingers are there?



Patterns:

Complete the patterns.

• Обведи линии и фигуры.

28

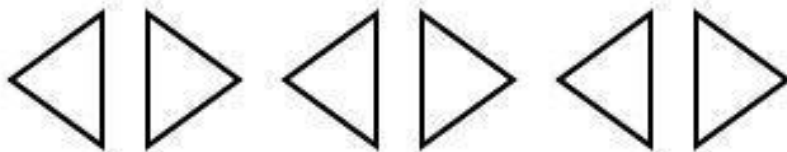
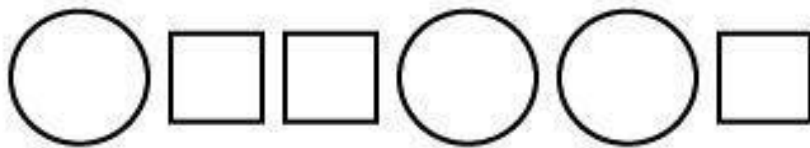
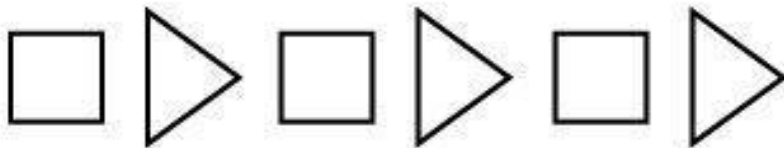
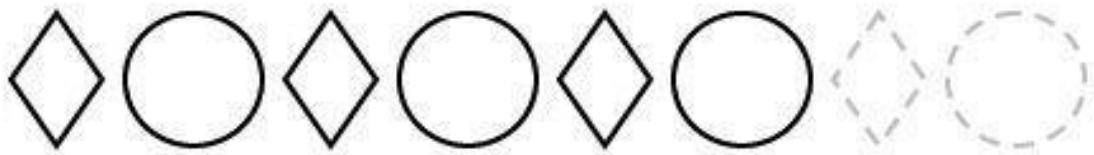


Name: _____

Patterns Worksheet

Complete the Patterns

Look at each of the patterns below and then use the space to the right to complete the pattern. Trace the shapes to complete the first pattern and then solve the rest on your own.



LIFE SKILLS - WEEK 8

DAILY REVISION OF:

- Body Parts (Busy Bee Book)
- Shapes (Busy Bee Book)
- Colors (Busy Bee Book)
- Money (Busy Bee Book)

TUESDAY 02 JUNE 2020

Do:

- *5 Jumping Jacks*
- *2 Star Jumps*
- *The Baby Shark moves and record a short piece of your moves and upload it on the Seesaw Class App or on Whatsapp.*