

GRADE R - A & B



WEEK 8

DAY 3 (WEDNESDAY)

HOMEWORK



LANGUAGE WEEK 8

WEDNESDAY 3 JUNE 2020

DAILY REVISION OF:


- Phonics (Busy bee book)
- Write your name and surname three times
- Practice your address and telephone number

INTRODUCTION OF NEW LETTERS:

Now a is short and fat and small . Go round , then up and down that's all.

a for apple a for ant a for astronaut

Name: _____

a a  anchor

a	a	a	a	a
a	a	a	a	a
a	a	a	a	a
a	a	a	a	a
a	a	a	a	a

www.thefairyprint.com

Go round and up, up and long. This d is straight and strong.
d for duck d for drum d for dog



Name _____

Letter Tracing - Lower Case d

Trace the letters neatly on the lines.




BEGINNING SOUNDS

Look carefully at the picture. Sound out the word. Listen carefully to the sound and colour in the correct letter.








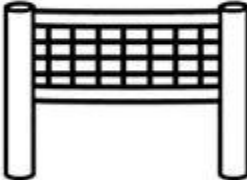

Name: _____

Write My Sound

Write the beginning sound of each word.



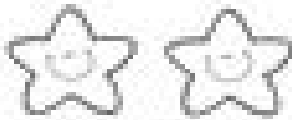
© My Teaching Pal

 [] a t	 [] e n	 [] o g
 [] i p	 [] o t	 [] a t
 [] a p	 [] e t	 [] u g


READING COMPREHENSION.

Listen to the story and answer the questions.

Name: _____




see





Circle the sight word in each sentence.
Next, read each sentence and color the matching picture.

I see a bat.



I see a cat.




I see a mat.



I see a rat.



I see a hat.



NUMERACY & LIFE SKILLS - WEEK 8

WEDNESDAY 03 JUNE 2020

Count from 1 - 30

Count with them from 1 - 30 and thereafter let them count from 1 - 30 four times on their own.

Count from 10 - 1 backwards (10, 9, 8, 7, 6, 5, 4, 3, 2, 1)

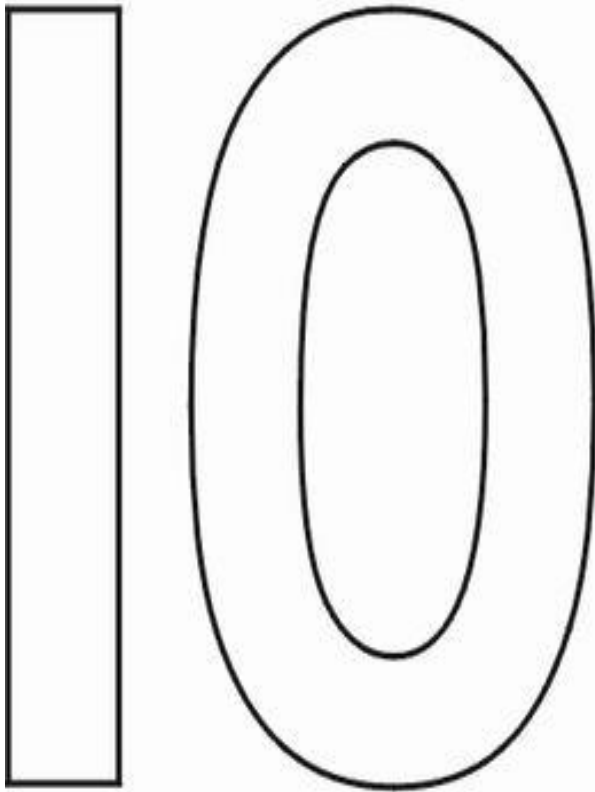
Count with them from 10 - 1 and thereafter let them count from 10 - 1 four times on their own.

Write number 10

Write number "10" (Straight line down. Then around with a grin. That's the way to make a 10)

Give them an example of what a 10 should look like by writing it on a paper for them, let them trace on the original one with 4 different colors and thereafter they should draw their own.

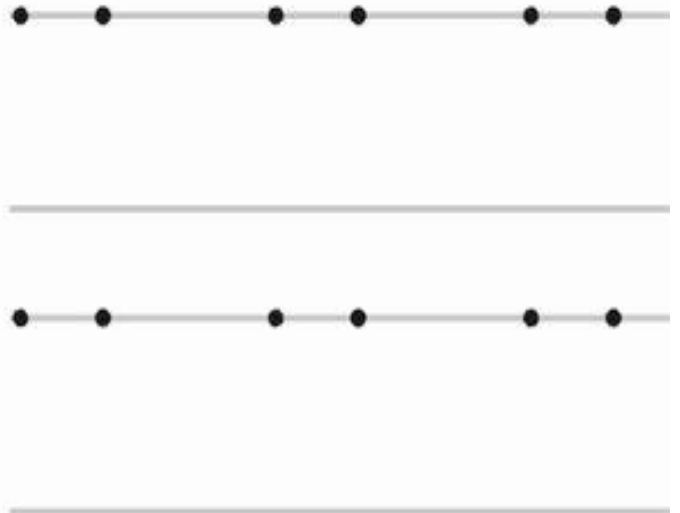
Stamp or colour the number



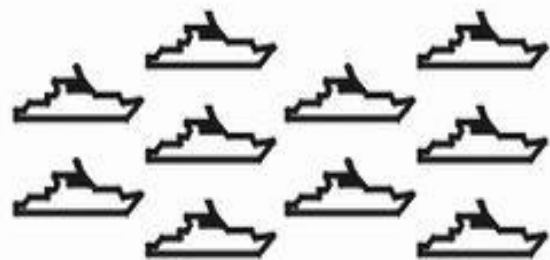
Practice tracing the number: Start at dot



Practice printing the number: Start at dot



Circle the group with ten items in the group








Count and Match

Count the numbers and connect them to each other.

Name _____

Count and Match

Draw a line to match the number and picture.



3

4

5

1

2

LIFE SKILLS - WEEK 8

DAILY REVISION OF:

- Body Parts (Busy Bee Book)
- Shapes (Busy Bee Book)
- Colors (Busy Bee Book)
- Money (Busy Bee Book)

WEDNESDAY 03 JUNE 2020

- *Recognizing different emotions.*
- *(Video to follow on Whatsapp)*