

GRADE R - A & B



WEEK 8

DAY 4 (THURSDAY)

HOMEWORK



LANGUAGE WEEK 8

THURSDAY 4 JUNE 2020

DAILY REVISION OF:

- Phonics (Busy bee book)
- Write your name and surname three times
- Practice your address and telephone number

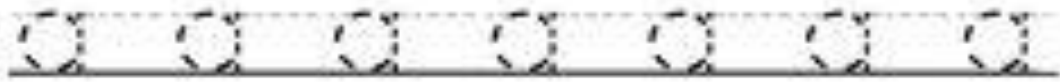
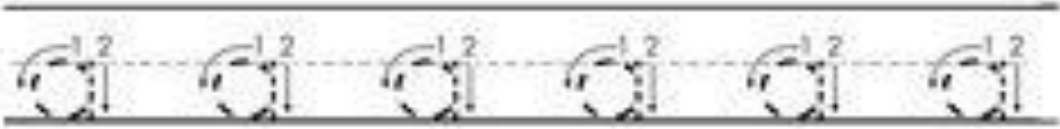

INTRODUCTION OF NEW LETTERS:

Now a is short and fat and small . Go round , then up and down that's all.

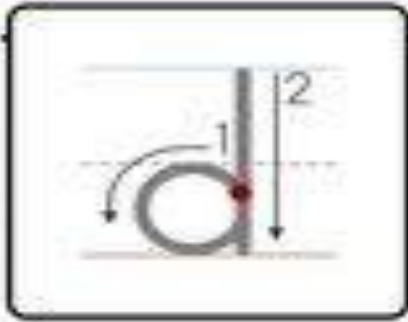
a for apple a for ant a for astronaut

Name: _____ Handwriting Practice

Letter a



Go round and up, up and long.
d for duck d for drum d for dog



Name: _____

dog



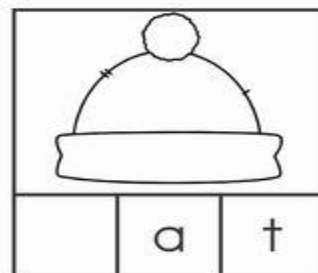
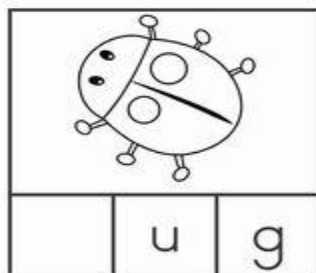




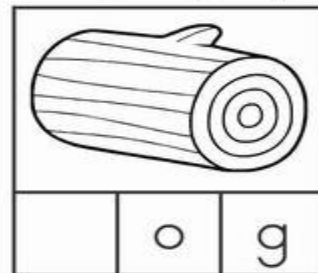

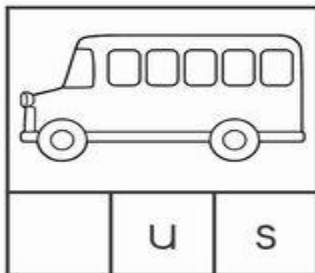
BEGINNING SOUNDS

Look carefully at the picture. Sound out the word. Listen carefully to the sound and colour in the correct letter.

Name:



Write the missing beginning sound for each of the pictures below:



READING COMPREHENSION.


Listen to the story and answer the questions.

Name: _____ ©Teaching BilfizzCend 2016


I Can Read!

Sight Word Fluency


Read 3 times for fluency. Highlight the sight word.




The bird is blue.




The cat is brown.




The dog is black.




The chick is yellow.




The fish is red.



The bear is white.



1st Read 2nd Read 3rd Read



NUMERACY & LIFE SKILLS - WEEK 8

THURSDAY 04 JUNE 2020

Count from 1 - 30

Count with them from 1 - 30 and thereafter let them count from 1 - 30 four times on their own.

Count from 10 - 1 backwards (10, 9, 8, 7, 6, 5, 4, 3, 2, 1)

Count with them from 10 - 1 and thereafter let them count from 10 - 1 four times on their own.

Write number 10

Write number "10" (Straight line down. Then around with a grin. That's the way to make a 10)

Give them an example of what a 10 should look like by writing it on a paper for them, let them trace on the original one with 4 different colors and thereafter they should draw their own.


Circle the 10 / Number scramble

Look for all the number 10's and circle them.


Give them a paper full of numbers from 1 - 10, make sure you repeat the number 10 a lot of times, they must look for all the 10's and circle all of them.

Name: _____

10

	_____	_____	_____	_____
---	-------	-------	-------	-------

Dab all the circles with number 10.



© Little AMERICANS

LIFE SKILLS - WEEK 8

DAILY REVISION OF:

- Body Parts (Busy Bee Book)
- Shapes (Busy Bee Book)
- Colors (Busy Bee Book)
- Money (Busy Bee Book)

THURSDAY 04 JUNE 2020

Cut and paste practice.

(Video to follow on Whatsapp)