


Shape hide-and-seek

We hope this puzzle does not make you dizzy!

1. Find the shapes.



2. Complete the sentences.

a. I can see triangles.

b. I can see squares

c. I can see rectangles.

d. I can see circles.

e. These shapes have straight edges: Triangles, Rectangle, Square

f. These shapes have curved edges: Circle

g. These shapes have the same number of sides: Square
Rectangle

Quiz master



1. Complete each quiz.

Quiz 1	Quiz 2
$37 + 30 = 67$	$90 - 22 = 68$
$22 + 42 = 64$	$99 - 2 = 97$
$56 + 21 = 77$	$120 - 21 = 99$
$73 + 26 = 99$	$13 - 16 = 77$
$17 + 80 = 97$	$85 - 21 = 64$
$57 + 11 = 68$	$99 - 32 = 67$
$21 + 61 = 82$	$99 - 17 = 82$

- Draw a line between the sums that have the same answer.
- Colour the answers in the grid below.



16	12	91	32	46
96	82	68	64	51
85	18	97	73	89
21	67	99	77	24
45	91	33	71	61

4. What letter do you see? I





YOUR LOCAL NEWS

R2,50 every Wednesday and Saturday

People rescued from fire!

A brave firefighter rescued five people trapped in a burning building yesterday. The building on Vilakazi Road caught fire at seven o'clock last night. Nine firefighters tackled the blaze. They took one hour and eighteen minutes to put the fire out. The people trapped in the building were led to safety by firefighter Angie Khumalo. Angie, aged twenty-six, has been a firefighter for three years. Angie loves her job, and has put out forty-eight fires so far.


- How much does the newspaper cost? R2,50
- How many times a week does the paper come out? 2
- How old was Angie when she first became a firefighter? 23
- Firefighters look for clues to work out how a fire started. Here is a pictogram that shows how forest fires started last year.

How the fire started	Number of fires
Lightning strike	
Camp fire	
Deliberately started	
 = one fire	

- How were most fires started? Camp fire
- How many fires were there in total? 9

Multiples of 3

Complete the number grid.



0	3	6	9	12	15	18	21	24	27
30	33	36	39	42	45	48	51	54	57
60	63	66	69	72	75	78	81	84	87
90	93	96	99	102	105	108	111	114	117
120	123	126	129	132	135	138	141	144	147
150	153	156	159	162	165	168	171	174	177
180	183	186	189	192	195	198	201	204	207
210	213	216	219	222	225	228	231	234	237
240	243	246	249	252	255	258	261	264	267
270	273	276	279	282	285	288	291	294	297
300	303	306	309	312	315	318	321	324	327
330	333	336	339	342	345	348	351	354	357
360	363	366	369	372	375	378	371	374	377
390	393	396	399	402	405	408	411	414	417
420	423	426	429	432	435	438	441	444	447

Months, weeks and days

A year is made up of 365 days. These are split up into 12 months.

1. Use Holly's calendar to answer the questions:



January



February



March



April



May



June



July




August




September



October



November



December

- What month comes after June?
- What month comes before November?
- What month comes after December?
- What month comes before April?
- What month is your birthday in?
- What month comes after your birthday month?
- What month is two months after February?
- What month do you have summer holiday?

July

October

January

March

August

September




March
April




December




Lebo's Share-a-lot




Lebo's mom asked her to share some fruits with her friends.
Can you help her?









1. 20  ÷ 5  = 

20  ÷ 2  = 




20  ÷ 4  = 

2. 18  ÷ 3  = 

18  ÷ 6  = 

18  ÷ 9  = 

3. 24  ÷ 2  = 

24  ÷ 6  = 

24  ÷ 4  = 



1. Complete the grids.

a)

x	7	6	5
1	7	6	5
4	28	24	20
2	14	12	10

b)

x	2	6	10
1	2	6	10
2	4	12	20
3	5	15	25
	<u>6</u>	<u>18</u>	<u>30</u>

c)

x	2	3	5
2	4	6	10
3	6	9	15
5	10	15	25

d)

x	2	4	5
3	6	12	15
5	10	20	25
3	5	15	25
	<u>6</u>	<u>12</u>	<u>15</u>

e)


x	2	3	5	
2	4	6	9	<u>10</u>
5	10	15	20	<u>25</u>
10	20	30	40	<u>50</u>





f)




x	5	7	6
5	25	35	30
1	5	7	6
2	10	14	12





Footprints on a number line




Look at the number line with footprints on it.




Write the numbers that are under the  and the .





295	300 	305	310 	315	320 	325	330 
-----	--	-----	--	-----	--	-----	--





120	140 	160	180	200 	120	140 	160
-----	--	-----	-----	--	-----	--	-----





260 	263	266 	269	272	275 	278	281 
---	-----	---	-----	-----	---	-----	---

50 	100	150	200 	250	300	350 	400
---	-----	-----	--	-----	-----	--	-----

380	360	340 	320 	300 	280	260	240
-----	-----	--	--	--	-----	-----	-----

50	100 	150	200 	250 	300 	350	400
----	--	-----	--	--	--	-----	-----

1 000	900	800	700 	600 	500 	400	300 
-------	-----	-----	--	--	--	-----	--

60	54	48 	42	36 	30 	24 	18
----	----	---	----	---	---	---	----

Geometric patterns

1. Draw the next pattern in the oval.



2. Alex designed a pattern using circles.



Pattern 1



Pattern 2



Pattern 3



Pattern 4

Describe the geometric pattern that Alex designed.


Alex used circles that are getting more each time.

There is one circle in Pattern 1.

There are 2 circles in Pattern 2.

There are 3 circles in Pattern 3.

3. Can you help this little pig build a house of bricks?
Complete the sums on the bricks.



4. Choose one brick from each pile and add the numbers together to make the numbers on the cement bags. Use each number once. Look at the example.

Pile 1

8	19
77	25
36	

Pile 2

5	
4	2
3	1

Pile 3

9	2
6	7
3	

Pile 1 36

19

77

25

8

Pile 2 4

2

4

3

5

Pile 3 6

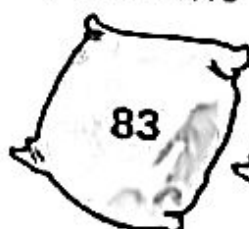
6

2

4


9

Bags of cement



Weigh to go!

How much do these things weigh?



1. Work out how much these things weigh.

a. $100\text{g chocolate} + 170\text{g tuna} = 270\text{ g}$

b. $80\text{g jelly powder} + 410\text{g baked beans} = 490\text{ g}$

c. $125\text{g chips} + 170\text{g tuna} = 295\text{ g}$

d. Which two things weigh the most? cereal
Baked beans

2. What weighs the same as two packets of icing sugar?

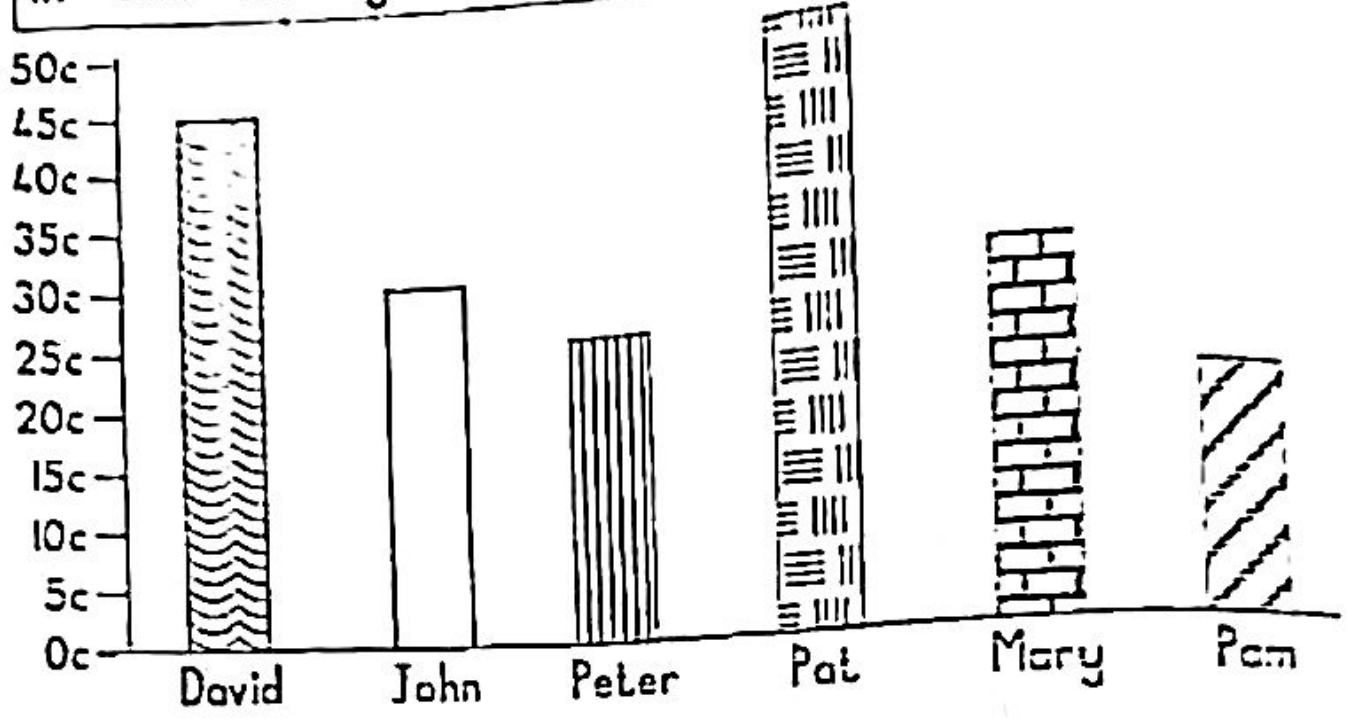
3. How many slabs of chocolate would weigh the same as the box of cereal? 5

4. How many packets of chips would weigh the same as a packet of icing sugar? 2

cereal



Look carefully at this graph below and fill in the missing words.



- a) Pat has the most money.
- b) John and Mary have the same amount of money.
- c) Peter had 25^c cents less than Pat.
- d) John and Pat have 80^c cents altogether.
- e) Pam needs another 30c to have fifty cents.
- f) David has 25^c cents more than Pam.
- g) Peter has half of fifty cents.
- h) David will get 9 five cent coins for his money.
- i) The girls have 100^c/R1 altogether.
- j) The boys have 100^c/R1 altogether.